



2015
GEORGIA
STATE
BASEBALL



2015 SCHEDULE

Date	Opponent	Time (ET)
ATLANTA CHALLENGE		
Fri., Feb. 13	FORDHAM AT GEORGIA STATE	(R) 4 p.m.
	St. John's at Georgia Tech	4 p.m.
	Liberty at Kennesaw State	4 p.m.
Sat., Feb. 14	LIBERTY AT GEORGIA STATE	(R) 2 p.m.
	Fordham at Georgia Tech	2 p.m.
	St. John's at Kennesaw State	2 p.m.
Sun., Feb. 15	ST. JOHN'S AT GEORGIA STATE	(R) 1 p.m.
	Liberty at Georgia Tech	1 p.m.
	Fordham at Kennesaw State	1 p.m.
Tue., Feb. 17	at Mercer	(R) 5 p.m.
Fri., Feb. 20	UMASS-LOWELL	4 p.m.
Sat., Feb. 21	UMASS-LOWELL (DH)	1 p.m.
Sun., Feb. 22	UMASS-LOWELL	1 p.m.
Wed., Feb. 25	at Georgia Tech	(R) 4 p.m.
Fri., Feb. 27	OHIO	(R) 4 p.m.
Sat., Feb. 28	OHIO	(R) 2 p.m.
Sun., March 1	OHIO	(R) 1 p.m.
Wed., March 4	at Georgia	(R) 5 p.m.
Fri., March 6	EASTERN MICHIGAN	(R) 6 p.m.
Sat., March 7	EASTERN MICHIGAN	2 p.m.
Sun., March 8	EASTERN MICHIGAN	1 p.m.
Wed., March 11	KENNESAW STATE	(R) 6 p.m.
Fri., March 13	at Arkansas State*	7 p.m.
Sat., March 14	at Arkansas State*	5 p.m.
Sun., March 15	at Arkansas State*	1 p.m.
Tue., March 17	FLORIDA A&M	5 p.m.
Wed., March 18	at Savannah State	4 p.m.
Fri., March 20	UL LAFAYETTE*	(R) 6 p.m.
Sat., March 21	UL LAFAYETTE*	(R) 2 p.m.
Sun., March 22	UL LAFAYETTE*	(R) 1 p.m.
Tue., March 24	at Alabama A&M (DH)	1 p.m.

Date	Opponent	Time (ET)
Fri., March 27	at UT Arlington*	7:30 p.m.
Sat., March 28	at UT Arlington*	3 p.m.
Sun., March 29	at UT Arlington*	2 p.m.
Wed., April 1	GEORGIA TECH	(R) 6 p.m.
Fri., April 3	UALR*	(R) 6 p.m.
Sat., April 4	UALR*	(R) 2 p.m.
Sun., April 5	UALR*	(R) 1 p.m.
Wed., April 8	at Auburn	(R) 7 p.m.
Fri., April 10	UL MONROE*	(R) 6 p.m.
Sat., April 11	UL MONROE*	(R) 2 p.m.
Sun., April 12	UL MONROE*	(R) 1 p.m.
Tue., April 14	MERCER	(R) 6 p.m.
Fri., April 17	at Appalachian State*	6 p.m.
Sat., April 18	at Appalachian State*	2 p.m.
Sun., April 19	at Appalachian State*	1 p.m.
Wed., April 22	SAVANNAH STATE	5 p.m.
Fri., April 24	at South Alabama*	7:30 p.m.
Sat., April 25	at South Alabama*	7:30 p.m.
Sun., April 26	at South Alabama*	2 p.m.
Fri., May 1	TEXAS STATE*	(R) 6 p.m.
Sat., May 2	TEXAS STATE*	(R) 2 p.m.
Sun., May 3	TEXAS STATE*	(R) 1 p.m.
Wed., May 6	at Kennesaw State	(R) 6 p.m.
Fri., May 8	at Troy*	7 p.m.
Sat., May 9	at Troy*	7 p.m.
Sun., May 10	at Troy*	2 p.m.
Thur., May 14	GEORGIA SOUTHERN*	(R) 6 p.m.
Fri., May 15	GEORGIA SOUTHERN*	(R) 6 p.m.
Sat., May 16	GEORGIA SOUTHERN*	(R) 2 p.m.
May 20-24	Sun Belt Conference Championships . Troy, Ala.	

Home Games (CAPS) at GSU Baseball Complex

All Times, Dates and Broadcasts Subject to Change

* Sun Belt Conference Game

(R) Broadcast on GeorgiaStateSports.com and GSU mobile apps

GEORGIA STATE BASEBALL



GENERAL INFORMATION

Full Name	Georgia State University
Location	Atlanta, Ga.
Founded	1913
Enrollment	32,000
Nickname	Panthers
Colors	Blue & White
Affiliation	NCAA Division I
Conference	Sun Belt Conference (Joined July 1, 2013)
President	Mark P. Becker
Director of Athletics	Charlie Cobb
Athletics Phone	404.413.4000
Website	GeorgiaStateSports.com
Home Field Address	GSU Baseball Complex 2819 Clifton Springs Rd Decatur, GA 30034
Capacity	1,092
Surface	Natural Grass
Dimensions	LF-334; CF-385; RF-338

TEAM INFORMATION

First Year of Baseball	1965
Continuous Since	1992
All-time Record	734-1022-2 (37 seasons)
Conference Titles	1 (2009, CAA)
NCAA Appearances	1 (2009)
NCAA Record	0-2
2014 Record	25-31, 11-19 Sun Belt (T-8th)
Lettermen Returning/Lost	16/11



GREG FRADY, HEAD COACH

Alma Mater: Troy State, 1987
9th Season at GSU
 Record at GSU: 253-204-1 (9th year)
 Overall Record: 440-316-1 (15th year)
 Phone: 404.413.4153
 Email: gfrady@gsu.edu



WILLIE STEWART

Assistant Head Coach
4th Season at GSU
 404.413.4078
 wstewart7@gsu.edu



EDWIN THOMPSON

Assistant Coach/ Recruiting Coord.
3rd Season at GSU
 404.413.4077
 ethompson23@gsu.edu



ADAM SCOTT

Pitching Coach
1st Season at GSU
 404.413.4077
 adamscott@gsu.edu



BRANDON KERSEY

Director of Operations
3rd Season at GSU
 404.413.4077
 ckersey2@gsu.edu



CHARLES KISTLER

Athletic Trainer



JARED GENTRY

Strength & Conditioning Coach



ALLISON GEORGE

Assistant AD/Baseball Contact

Office 404.413.4032
 Mobile 678.595.7728
 Fax 404.413.4035
 Email ageorge@gsu.edu
 Mailing Address P.O. Box 3975
 Atlanta, GA 30302-3975
 Website GeorgiaStateSports.com
 Facebook Georgia State Baseball
 Georgia State University Athletics
 Twitter @GaStateBaseball
 @GSUPanthers

CONTENTS

2015 Schedule.....2	Head Coach.....22	Career Batting Leaders.....80
Georgia State University.....4	Coaching Staff.....28	Season Pitching Leaders..82
GSU Campus.....10	Player Profiles.....32	Career Pitching Leaders...83
Campus Housing.....8	2014 Season Review.....60	Yearly Team Totals.....84
Atlanta.....10	2014 Statistics.....62	Letterwinners.....86
GSU Baseball Complex.....12	All-Americans.....66	Year-by-Year Results.....88
Sun Belt Conference.....24	All-Conference.....67	Coaching History.....99
Academic Success.....16	Academic Honors.....69	Series Records.....100
Season Preview.....18	Panthers in the Pros.....70	
Roster.....20	School Records.....72	
Pronunciation.....20	Season Batting Leaders....78	

NCAA Principle of Sporting Behavior and Ethical Conduct:

For intercollegiate athletics to promote the character development of participants, to enhance the integrity of higher education and to promote civility in society, student-athletes, coaches, and all others associated with these athletics programs and events should adhere to such fundamental values as respect, fairness, civility, honesty and responsibility. These values should be manifest not only in athletics participation, but also in the broad spectrum of activities affecting the athletics program.

GEORGIA STATE UNIVERSITY



Georgia State University is an enterprising urban public research institution centered in the historic, cultural and financial hub of downtown Atlanta. The university provides more than 32,000 students with unsurpassed connections to the city's business, government, non-profit and cultural organizations.

Georgia State is dedicated to offering programs that cater to students' educational needs, and the university provides a rich co-curricular experience with award-winning on-campus housing, hundreds of student organizations and one of the most diverse student bodies in the country. Students, faculty and alumni enjoy a unique campus personality and culture based on ambition, hard work and dedication.

ONE OF ONLY FOUR public research universities in the state, Georgia State offers 100 fields of study with 250 graduate programs in its eight colleges and schools. Students can choose from dozens of nationally-ranked and recognized academic programs at the university, which provides the widest variety of field of study in Georgia.

Georgia State is a national leader in graduating students from diverse backgrounds and has achieved national recognition for its commitment to its students' successful progress toward graduation.

Founded in 1913, Georgia State is the second-largest institution in the University System of Georgia with more than 32,000 students.



SCHOOLS AND COLLEGES:

Andrew Young School of Policy Studies

Byrdine F. Lewis School of Nursing and Health Professions

College of Arts and Sciences

College of Education

College of Law

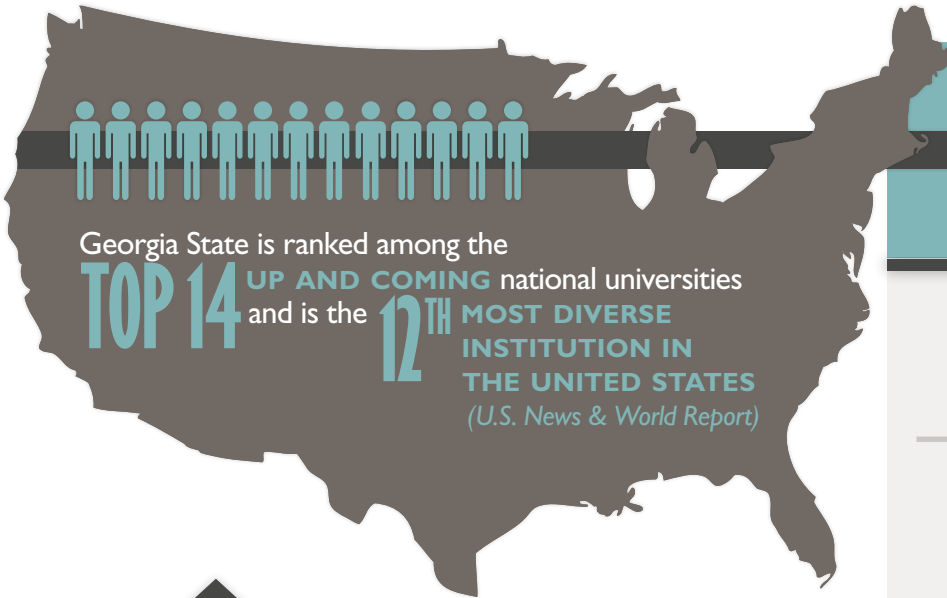
Honors College

J. Mack Robinson College of Business

School of Public Health



PANTHER FACTS



Students from **EVERY COUNTY** in Georgia, **EVERY STATE** in the nation and more than **150 COUNTRIES**



BY THE NUMBERS

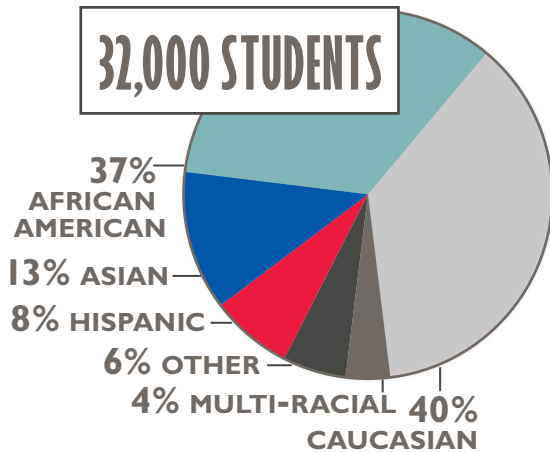
100 FIELDS of study with **250** DEGREE programs

1.5 BILLION Georgia State's ECONOMIC impact on the South yearly

192,785 DEGREES CONFERRED since founding year in **1913**

4 GRAMMY AWARDS won by the Georgia State School of Music faculty and students

22% INCREASE in Georgia State's GRADUATION rate in the past **10 YEARS**



AWARD-WINNING DORMS | 58 BUILDINGS on Georgia State's downtown campus

4,100 STUDENTS LIVING ON CAMPUS




GEORGIA STATE CAMPUS

LOCATED IN THE HEART of one of America's great cities, the Georgia State University campus has a profound influence on the changing landscape of downtown Atlanta.

While the building blocks of the university will always be high-achieving students, world-class faculty and ground-breaking research, Georgia State boasts an ever-expanding and improving campus to accommodate that foundation.

In the last decade, the Rialto Theater restoration, Student Center, Student Recreation Center, University Lofts, University Commons, Helen M. Aderhold classroom building, Parker H. Petit Science Teaching and Research Center and many other buildings have transformed the downtown cityscape at Atlanta's core.

The university has a new front door for visitors with the opening last year of Centennial Hall at 100 Auburn Ave, and a new Law School building is nearing completion





Georgia State is where city life meets campus life for a unique and exciting student experience.

- Five residence halls housing over 4,000 students
- More than 300 student organizations
- Six campus dining locations
- State-of-the-art Student Recreation Center

CAMPUS HOUSING

SOME OF THE FINEST HOUSING FACILITIES in the nation are on the Georgia State campus. On-campus housing continues to grow, and more than 4,000 GSU students now live on campus with a variety of options — traditional dorms, apartment-style or loft living.

Georgia State's nationally-recognized and award-winning on-campus housing provides students with opportunities to connect with the university community with educational, cultural, recreational and social programs.

The University Commons, opened in 2007, is a 4.2-acre complex of four buildings surrounding a landscaped courtyard. All units come with fully-equipped kitchens, furnished bedrooms and spacious living areas.

The fall of 2009 saw the opening of Patton Hall, which is suite-style for 325 residents and includes an on-site dining facility.

In 2010, GSU opened its first Greek housing, which consists of nine fraternities and sororities housed in three-story townhomes.

Opened in 2011, the Piedmont North Complex houses approximately 1,100 residents and offers a traditional residence hall lifestyle with all the amenities one would expect from a premier housing program, including a dining facility.

The University Lofts, opened in 2002, contain fully-furnished, loft-style apartments that blend urban style with modern features.

All residence halls feature a full range of amenities including study and community lounge areas, laundry facilities, 24/7 security patrols, on-site or nearby parking and more.


UNIVERSITY COMMONS

 UNIVERSITY COMMONS

141

NO. 1 IN THE NATION

Georgia State University's residence halls have been ranked No. 1 in the nation by Dormsplash.com.



UNIVERSITY LOFTS



PIEDMONT NORTH



PATTON HALL



GREEK HOUSING

ATLANTA

ATLANTA IS INTEGRAL TO Georgia State's educational experience. Students and faculty are part of a living laboratory where they study and create solutions for the challenges of the 21st century.

The metropolitan Atlanta area is home to more than five million people and the world's busiest airport.

Atlanta is third in the nation and fourth in the world for Fortune 500 company headquarters, and attending school downtown provides students with unparalleled access to internships and jobs. There are approximately 125,000 Georgia State alumni the Atlanta area, giving students ample networking opportunities.


Georgia State students also can take advantage of the university's easy access to Atlanta's rich creative environment, diversity of cultures and lifestyles, and wide variety of indoor and outdoor activities.



COLLEGE FOOTBALL HALL OF FAME COMES TO ATLANTA

Beginning in 2014, the College Football Hall of Fame will have a new home in the heart of downtown Atlanta. The new location will showcase the Hall within an exciting, entertaining attraction just minutes from the Georgia State campus.

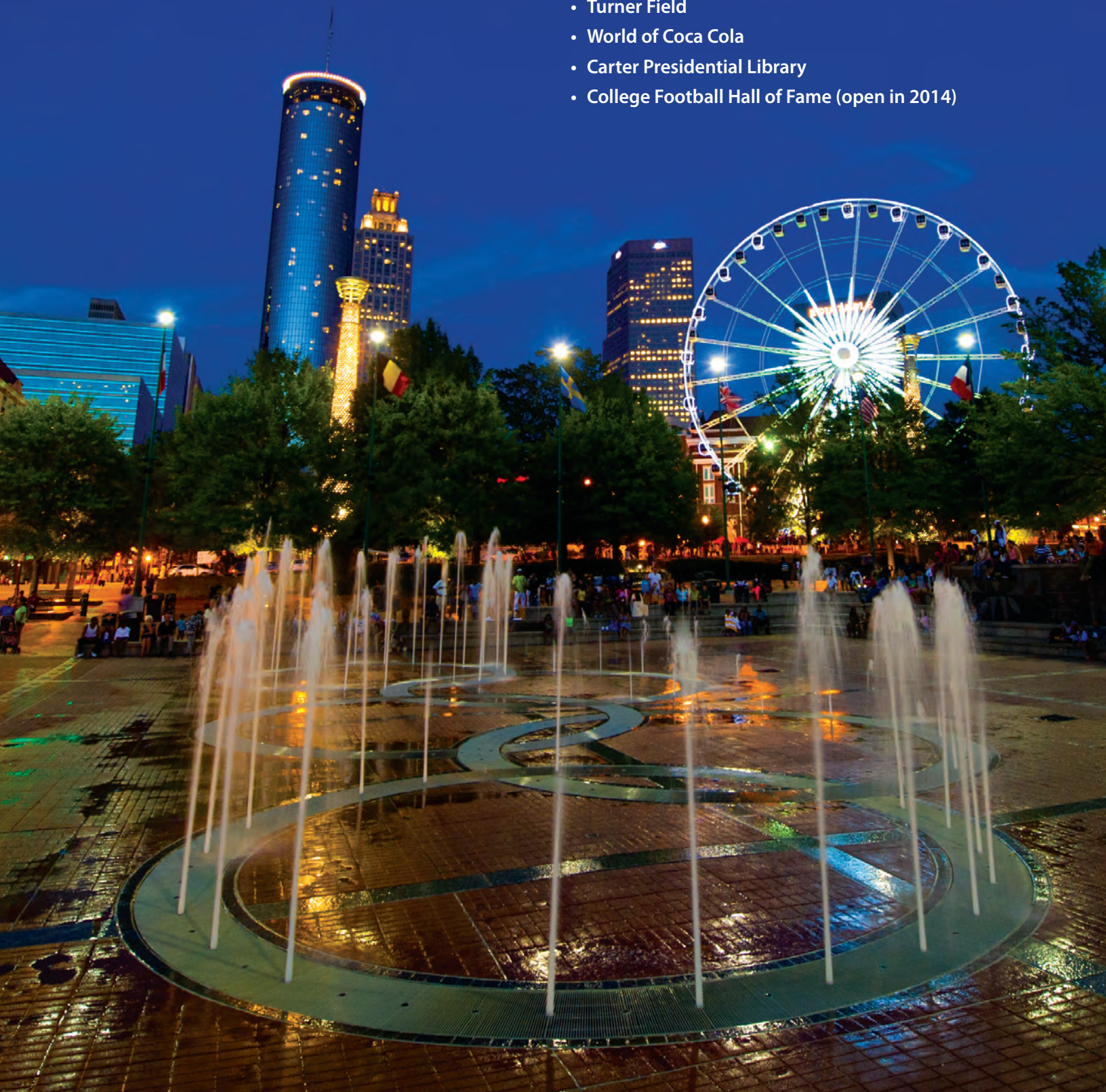
The \$66.5 million facility will top out at 94,256 square feet and will feature approximately 30,000 square feet of exhibit space, as well as a 45-yard indoor football field.




A DOWNTOWN ADVANTAGE

Georgia State is in the middle of downtown Atlanta, making it a hub of activities, attractions, businesses and non-profits, all within walking distance or a short ride from campus.

- Georgia Aquarium
- Zoo Atlanta
- Centennial Olympic Park
- Georgia Dome
- Philips Arena
- Martin Luther King Jr. Center
- CNN Center
- State Capitol
- Turner Field
- World of Coca Cola
- Carter Presidential Library
- College Football Hall of Fame (open in 2014)



GSU BASEBALL COMPLEX



The GSU Baseball Complex at Panthersville has undergone numerous upgrades in recent years, all designed to create a first-class experience for student-athletes and spectators.

The home of Georgia State Baseball features a top-notch playing surface with state-of-the-art drainage and laser-leveling, along with remodeled dugouts. The new entrance plaza was added in 2013.



The Reeves Fieldhouse, named for long-time GSU supporters Bill and Susan Reeves, is home to the team locker room and coaches' offices.



SUN BELT CONFERENCE

THE SUN BELT CONFERENCE MANTRA “Together We Rise” exemplifies what has quickly become America’s most up-and-coming collegiate athletics conference.

Founded in 1976, the Sun Belt has adapted and evolved in its nearly 40 year existence. The league was originally formed as a home for some of the nation’s premier mid-major basketball teams and it wasn’t until a number of changes and the demand for a higher national profile that the league began sponsoring football in 2001. The Sun Belt Conference has a permanent seat on the NCAA’s 18-member Board of Directors. As a result, the conference has a crucial voice on some of the most pressing issues in college athletics.

With the 2014-15 year marking the debut of the College Football Playoff (CFP), the Sun Belt continues to find itself among the 10 premier college football conferences and the new system is guaranteed universal access based on performance – there are no automatic qualifiers for the playoff system.

Of course, football isn’t the only sport that has seen recent success and all of the league’s sports have contributed to the “Rise” of the Sun Belt Conference.

In men’s basketball, league newcomer Georgia State put together one of the best conference performances in league history in winning the 2013-14 Sun Belt regular-season championship. UL Lafayette captured the league’s automatic bid to the NCAA tournament.

Baseball and softball continue to be among the league’s standard-bearers for success as each continues to send teams on deep postseason runs and teams are easy to find in the national polls.

In recent years as many as four Sun Belt teams have advanced to the baseball postseason in a single year, while as many as three Sun Belt softball teams have accomplished that feat.

While the accomplishments of the Sun Belt’s student-athletes and coaches deserve great praise, so do the league’s administrators who have helped set the tone for the future of the conference.

“We have never been as strong as we are now academically and financially and I believe we are getting stronger all the time athletically,” former Sun Belt Conference President and Troy University Chancellor Dr. Jack Hawkins, Jr. said recently. “I truly believe that the best is yet to come.”



ABOUT SUN BELT BASEBALL


- ◆ In 2014, Sun Belt champion UL Lafayette earned a No. 1 national ranking during the season, hosted and won an NCAA Regional and reached the NCAA Super Regionals.
- ◆ The Sun Belt has sent multiple teams to the NCAA Tournament in 25 of the last 26 seasons.
- ◆ The league has sent three or more teams to NCAA play nine times in the last 16 years, including a record-tying four teams in 2013.
- ◆ Numerous Sun Belt alumni have gone on to Major League Baseball, including recent World Series MVPs David Freese and Mike Lowell.
- ◆ Twenty-four Sun Belt players were drafted in 2014, following 15 draftees in 2013, 14 in 2012 and 19 in 2011.
- ◆ League schools receive extensive regional television coverage on the Sun Belt Network.





360

CAA
2009
CONFERENCE



**MIKE
HURST**
ENDOWED
BASEBALL
SCHOLARSHIP



**STEVE
ROSENBERG**
MEMORIAL
ENDOWED
BASEBALL
SCHOLARSHIP

Mike Hurst embodies the true spirit of a Panther, helping resurrect the Georgia State baseball program, starting in 1992. He served as the Panthers' pitching coach from 1992-1993 and took over as the interim head coach for the final 12 games of the 1993 season. After being elevated to head coach following the season, Hurst guided the Panthers for 13 more years until he stepped down following the 2006 season.

Hurst coached the Panthers for a school-record 725 games and led GSU to 293 victories, also a record, during his 14-year tenure. Most notably, he led the Panthers to wins against ranked Georgia and Georgia Tech teams during the 2000 season. He is the only Panther head coach to beat both in-state rivals during the same season.

Hurst coached five All-Americans, five all-region players and 29 all-conference selections and saw 25 players sign professional contracts. His No. 30 jersey was retired by Georgia State in 2008, and he was inducted into the Georgia Dugout Club Hall of Fame in 2014.

Steve "Rosie" Rosenberg, a native of Boston, moved to Atlanta in the 1960s as a teenager and attended Georgia State in the early 1970s.

A lifelong baseball fan, Rosenberg thrived in the business world after his education at Georgia State. He helped establish Steverino's Subway chain and Premier Video. He joined the Atlanta Division of Men's Senior Baseball League, where he served as commissioner from 1993 until his death in 2006. From 1988-2006, Rosenberg served as the MSBL/MABL World Series assistant tournament director. In 1997, he was an inaugural inductee into the MSBL/MABL Hall of Fame.

During the 1996 Centennial Olympic Games, Rosenberg served as baseball information director at Atlanta-Fulton County Stadium.

He regularly attended Panther games and banquets and always spoke proudly of his affiliation with Georgia State baseball.

STUDENT-ATHLETE DEVELOPMENT

GEORGIA STATE ATHLETICS IS COMMITTED to providing educational, personal and community development that will enhance the quality of the student-athlete experience.

Georgia State's commitment to academic support and student-athlete development is paying dividends as the Panthers are enjoying unprecedented success in the classroom.

Georgia State's Student-Athlete Development department became just the second in the nation to be certified at the highest level by the National Association of Academic Advisors for Athletics.

Associate Director of Athletics Brad Horton heads the Georgia State program, while Will Judson works directly with the baseball program.

SUCCESS IN THE CLASSROOM:

- Panther athletic teams have combined for a department grade-point average (semester or cumulative) of at least 3.0 for 13 consecutive semesters.
- The 3.06 cumulative grade-point average by all student-athletes in the spring of 2014 was the best semester GPA on record, and the third straight semester with at least a 3.05.
- In the most recent release, Georgia State led all Sun Belt schools in Graduation Success Rate at 86 percent, above the national average of 81 percent.
- A total of 13 student-athletes across nine sports have earned academic All-America honors since 1989, including one who was the 2013 NCAA Elite 89 Award winner in men's tennis.



MAKING HISTORY:

Catcher Scott Sarratt became the GSU baseball program's first Academic All-American with his selection to the 2013 Capital One Academic All-America second team.

BASEBALL PROGRAM HONORS IN 2014:

1 President's List

16 Dean's List

24 AD's Honor Roll



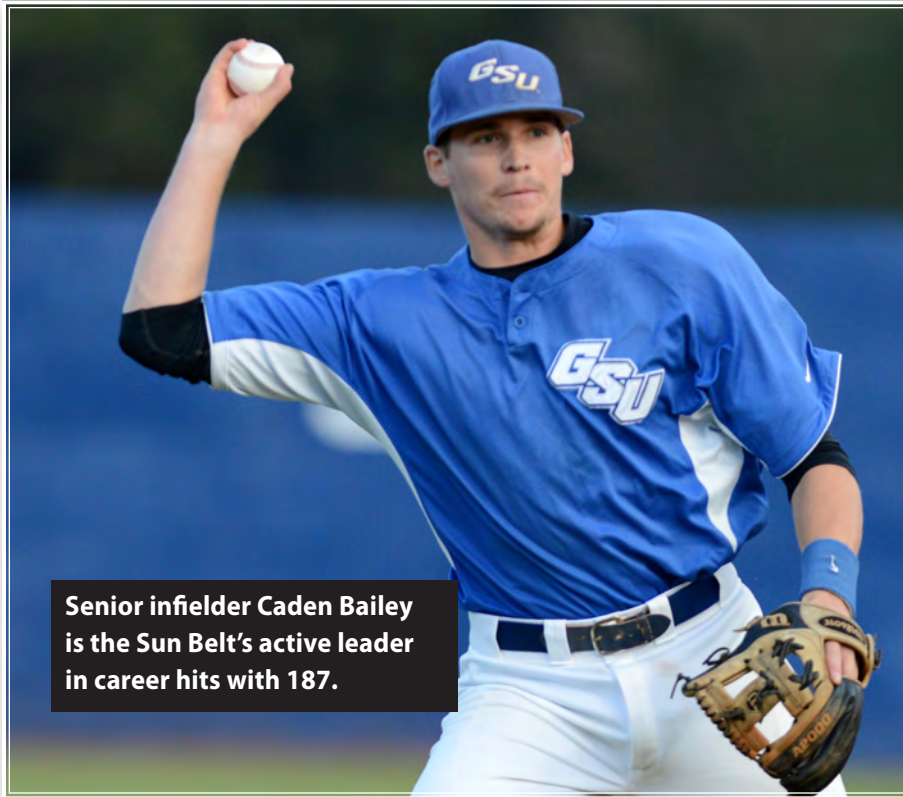


COMMUNITY OUTREACH

Giving back to the community is an essential component of the Georgia State athletics program. Panther student-athletes, coaches and staff volunteer their time and talents to a wide range of programs and organizations, including Samaritan's Feet, Make-A-Wish, the Red Cross, Team Tiger, Boys & Girls Clubs, the Salvation Army, local elementary schools and children's hospitals, and many others.

A HELPING HAND:
The baseball team annually conducts a free clinic for local youth on the Martin Luther King Holiday





Senior infielder Caden Bailey is the Sun Belt's active leader in career hits with 187.

OVERVIEW

Entering its second season in the Sun Belt Conference, Georgia State looks to continue the offensive prowess that has become its trademark while building its pitching staff and fortifying its defense.

"We have a really good core of positional players who give us the potential to score some runs, and I think our pitching and defense are in a much better place," head coach Greg Frady said as he enters his ninth season at the helm.

Georgia State was one of the top offensive teams in the Sun Belt and the nation last spring, ranking second in the NCAA in home runs (60/1.07 per game). Much of that power came from graduated seniors Nic Wilson (18 HR) and Chase Raffield (14 HR), but the Panthers welcome back junior infielder and pitcher Matt Rose, the top returning home run hitter in the Sun Belt after smacking 11 last year. He is a Preseason All-American and All-Sun Belt selection.

Along with Rose, who hit .312 with 34 runs batted in, the offense should center around senior infielder Caden Bailey, a former all-conference player, and junior Joey Roach, the first-team All-Sun Belt catcher in 2014 who enters 2015 with

Preseason All-Sun Belt honors.

"Matt Rose returns after a fantastic sophomore year. Caden Bailey is a four-year starter and a career .300 hitter, and Joey Roach is our team captain and first team all-conference player. Those guys are the heart of our order," Frady said.

Top newcomers include junior college bats Cam Sperry and Sam Few as well as a trio of freshmen in shortstop Justin Jones, outfielder Rhett Harper and first baseman Jack Thompson.

Weekend starters Nathan Bates and Kenny Anderson and closer Kevin Burgee return to anchor the pitching staff, which should benefit from the addition of several new arms, including junior college right-handers Cole Uvila, Clayton Payne, Marc-Andre Habeck and Alex Hegner.

INFIELD

The versatility of top returnees Matt Rose and Caden Bailey gives Frady numerous options.

Bailey is a career .300 hitter from the left side and a three-year starter on the infield who has spent significant time at second base, third base and shortstop. As a senior, he will start at either second base or third base, depending on where Rose is.

One of the top players in the Sun Belt, Rose hit .312 and smacked 11 home runs last spring -- only eight returning players in the nation hit more homers. Also a strong defender, the former Freshman All-American has a career batting average of .299 with 15 homers. He can play third base or first base as well as pitch.

Freshman Mitchell Benson adds depth at third base.

Steady senior David Levy, a strong defender, can play shortstop or second base.

Talented freshman shortstop Justin Jones, an all-state performer for state champion Houston County (Ga.) High School, could earn a starting berth.

The Panthers have large shoes to fill at first base, where All-American Nic Wilson belted 18 homers last year. If Rose is at third base or pitching, look for freshman Jack Thompson, a right-hander hitter with good defensive skills. Junior college transfer Sam Few, a powerful right-handed bat, could also play first but is more likely to DH.

CATCHERS

Joey Roach is the top backstop in the Sun Belt after earning first-team all-conference honors a year ago. The left-handed hitting junior, one of only three returnees from last year's All-Sun Belt first team, hit .301 with three homes and 23 RBI. He is also an outstanding student and team leader.

A priority for the Panthers is developing depth behind Roach with newcomers Evan Leyva and Christian Cook. Sophomore Trae Sweeting spent time behind the plate last year but is expected to concentrate in the outfield.

OUTFIELD

The outfield features a pair of sophomores in Ryan Blanton and Trae Sweeting, who both gained experience as freshmen.

Blanton, the Panthers' best defensive outfielder, is likely to patrol center field, while Sweeting could play any of the outfield spots.

Junior college transfer Cam Sperry is a prolific left-handed bat who will try to help fill the void left by the graduation of right-fielder Chase Raffield, one of the best all-around hitters in school history.

Versatile junior James Clements is one of the Panthers better right-handed bats

who could play left field or DH. He also started games at second base, third base and first base last year.

Freshmen Gerrio Rahming, who has excellent speed, Will Johnson, who could also catch, and Luke Leonard add depth in the outfield.

STARTING PITCHERS

Georgia State returns its top two weekend starters in senior Kenny Anderson and junior Nathan Bates.

The left-handed Anderson led the team with 74.2 innings last spring, posting a 5-5 record, including victories over Georgia, Western Kentucky, Troy, Arkansas State and ULM.


Bates, a 6-7 righty, enters his third season with a career ERA of 4.01 in 25 appearances, including a 1-3 mark in 2014, when he pitched into the sixth inning or later in his last seven starts.

The leading candidate to round out the weekend rotation is Cole Uvila, a hard-throwing right-hander who transferred from Pierce (Wash.) College.


The top midweek options look to be right-hander Marc-André Habeck, a junior college transfer who hails from Canada and is a member of the French National Team, and junior lefty Garrett Ford, who has 18 career starts under his belt.

BULLPEN

The back end of the bullpen could be a strength for the Panthers, led by



PRESEASON ACCOLADES:
Preseason All-American Matt Rose (left) and Preseason All-Sun Belt catcher Joey Roach.



returning closer Kevin Burgee, who saved eight games a year ago, and Matt Rose, the Panthers' top hitter who should also see time on the mound. Rose has been both a starter and a reliever in his first two years with a 4-3 record, five saves and a 3.05 ERA in 20 appearances.

Along with those two, junior lefty Wayne Wages could be the Panthers' most improved pitcher, and junior college transfer Clayton Payne adds another hard-throwing right-hander.

In the middle innings, the Panthers can


turn to senior right-handers Jerry Stuckey and Connor Stanley and junior college righty Alex Hegner. Stuckey, who has been both a starter and a reliever, is on track to become Georgia State's career leader in appearances, while Stanley has an 8-3 career record. Other options include junior left-hander Michael Lelko, junior college righty Tanner Love and freshmen Logan Barnette and Will White, a southpaw.

SCHEDULE

The Panthers open the season by hosting the Atlanta Challenge, a unique event in which Fordham, Liberty and St. John's will play one game each at Georgia State, Georgia Tech and Kennesaw State on Friday, Saturday and Sunday.

Georgia State will face every Division I team in the state at least once and will play five different teams that participated in 2014 NCAA Regionals. Highlights of the 30-game Sun Belt slate include home series with 2014 champion and NCAA Super Regional participant UL Lafayette and Sun Belt newcomer Georgia Southern.

"We had a lot to learn about the conference, being the new kid on the block, and we still have a lot to learn," Frady said after a 25-31 season in 2014. "The competition is fantastic, and when we played well, we put ourselves in position to win. We handled ourselves pretty well at home, but we've got to play better on the road. We're looking forward to putting ourselves in a better competitive situation."



Senior left-hander Kenny Anderson and junior righty Nathan Bates anchor the weekend rotation.



No.	Name	Pos.	B/T	Ht.	Wt.	Cl.	Hometown (High School/Previous School)
1	Justin Jones	SS	R/R	6-0	180	Fr.	Warner Robins, Ga. (Houston County)
2	Rhett Harper	OF	R/R	6-1	190	Fr.	Chatsworth, Ga. (Southeast Whitfield)
3	Andy Burnett	INF	R/R	5-8	155	Fr.	McDonough, Ga. (Union Grove)
4	James Clements	INF-OF	R/R	5-10	175	Jr.	Woodstock, Ga. (Walker School)
5	Matt Rose	INF-RHP	R/R	6-4	195	Jr.	Melbourne, Fla. (Palm Bay)
6	Michael Lelko	LHP	R/L	6-0	160	Jr.	Johns Creek, Ga. (Northview)
7	Caden Bailey	INF	L/R	5-10	175	Sr.	Suwanee, Ga. (Lambert)
8	Joey Roach	C	L/R	5-11	200	Jr.	Holly Springs, N.C. (Holly Springs)
9	Will Johnson	OF	R/R	5-10	175	Fr.	Atlanta, Ga. (North Atlanta)
13	Garrett Ford	LHP	R/L	6-0	200	Jr.	Loganville, Ga. (Loganville)
12	Luke Leonard	OF	R/R	6-0	180	Fr.	Atlanta, Ga. (Grady)
14	Trae Sweeting	OF	R/R	5-10	180	So.	Nassau, Bahamas (Christ School, Arden, N.C.)
15	David Levy	INF	R/R	5-10	160	Sr.	Marietta, Ga. (Walton/Chattahoochee Valley)
16	Ryan Blanton	OF	L/R	5-11	180	So.	Lilburn, Ga. (Parkview)
17	Jerry Stuckey	RHP	R/R	6-1	170	Sr.	Perry, Ga. (Home School)
18	Connor Stanley	RHP	R/R	6-3	210	Sr.	Oviedo, Fla. (Oviedo)
19	Cam Sperry	OF	L/R	6-5	235	Jr.	Acworth, Ga. (Etowah/Chattahoochee Valley)
20	Nathan Bates	RHP	R/R	6-7	200	Jr.	Senoia, Ga. (Starr's Mill)
21	Gerrio Rahming	OF	R/R	5-9	188	Fr.	Nassau, Bahamas (Rabun Gap-Nacoochee (Ga.))
22	Sam Few	1B	R/R	6-5	235	R-Jr.	Augusta, Ga. (Aquinas/Columbia State)
23	Logan Barnette	RHP	R/R	5-10	170	Fr.	Marietta, Ga. (Walton)
24	Kenny Anderson	LHP	L/L	6-1	200	Sr.	Loganville, Ga. (Loganville/Gordon State)
26	Wayne Wages	LHP	R/L	6-0	175	Jr.	Lawrenceville, Ga. (Collins Hill/Marion Military)
28	Tanner Love	RHP	R/R	6-1	170	Jr.	St. Mary's, Ga. (Camden County/Middle Georgia)
27	Mitchell Benson	INF	L/R	6-0	165	Fr.	Roswell, Ga. (Roswell)
29	Alex Prescott	RHP	R/R	6-2	210	Sr.	Marietta, Ga. (Walton)
31	Kevin Burgee	RHP	R/R	6-3	200	Sr.	Lawrenceville, Ga. (Hebron Christian/Gordon State)
32	Clayton Payne	RHP	R/R	6-4	190	Jr.	Fort Myers, Fla. (Riverdale/Daytona State)
33	Alex Hegner	RHP	R/R	6-1	195	R-Jr.	Marietta, Ga. (Pope/Wallace State-Hanceville)
34	Jack Thompson	1B	R/R	6-2	205	Fr.	Alpharetta, Ga. (Milton)
35	Will White	LHP	L/L	6-5	200	Fr.	Marietta, Ga. (Walton)
38	Marc-André Habeck	RHP	R/R	6-2	210	Jr.	Winnipeg, Manitoba (College Jeanne-Sauve/Frank Phillips)
40	Liam Henry	PHP	R?R	6-4	175	Fr.	Atlanta, Ga. (Grady)
45	Christian Cook	C	R/R	6-3	205	R-So.	Roswell, Ga. (Fellowship Christian)
47	Evan Leyva	C	R/R	6-2	215	Jr.	Parkland, Fla. (Stoneman Douglas/Santa Fe)
49	Cole Uvila	RHP	R/R	6-4	195	Jr.	Port Angeles, Wash. (Port Angeles/Pierce College)

Head Coach: 10 Greg Frady (9th Year)
Assistant Head Coach: 25 Willie Stewart
Recruiting Coordinator: 48 Edwin Thompson
Pitching Coach: 46 Adam Scott
Director of Operations: Brandon Kersey
Athletic Trainer: Charles Kistler
Strength & Conditioning: Jared Gentry

PRONUNCIATION

Kevin Burgee	bur-GEE (rhymes with Fergie)
James Clements	CLEM-ents
Marc-André Habeck	ha-BECK
Justin Jones	High School: HOW-ston
Evan Leyva	LAY-va
David Levy	LEE-vee
Gerrio Rahming	jurr-REE-o RAM-ing
Trae Sweeting	TRAY
Cole Uvila	YOU-vuh-la
Greg Frady	FRAY-dee

ALPHABETICAL ROSTER

- 24 Kenny Anderson
- 7 Caden Bailey
- 23 Logan Barnette
- 20 Nathan Bates
- 27 Mitchell Benson
- 16 Ryan Blanton
- 31 Kevin Burgee
- 3 Andy Burnett
- 4 James Clements
- 45 Christian Cook
- 22 Sam Few
- 13 Garrett Ford
- 38 Marc-André Habeck
- 2 Rhett Harper
- 33 Alex Hegner
- 40 Liam Henry
- 9 Will Johnson
- 1 Justin Jones
- 6 Michael Lelko
- 12 Luke Leonard
- 15 David Levy
- 47 Evan Leyva
- 28 Tanner Love
- 32 Clayton Payne
- 29 Alex Prescott
- 21 Gerrio Rahming
- 8 Joey Roach
- 5 Matt Rose
- 19 Cam Sperry
- 18 Connor Stanley
- 17 Jerry Stuckey
- 14 Trae Sweeting
- 34 Jack Thompson
- 49 Cole Uvila
- 26 Wayne Wages
- 35 Will White

RETURNING POSITION PLAYERS

										Stats & Notes	
7	Caden Bailey	INF	L/R	5-10	175	Sr.		.283, 14 2B, 26 RBI; Career .317 avg.			
16	Ryan Blanton	OF	L/R	5-11	180	So.		.238, 3 HR, 13 RBI; 6-7 SB			
4	James Clements	INF	R/R	5-10	175	Jr.		.319, 10 RBI; Can play INF or OF			
15	David Levy	INF	R/R	5-10	160	Sr.		.250, 14 RBI, 6-9 SB			
8	Joey Roach	C	L/R	5-11	200	Jr.		.301, 8 2B, 3 HR, 23 RBI; All-Sun Belt Preseason All-Sun Belt			
5	Matt Rose	RHP/INF	R/R	6-4	195	So.		.312, 12 2B, 11 HR, 34 RBI, 33 R Preseason All-America, Preseason All-Sun Belt			
2	Trae Sweeting	C/OF	R/R	5-10	180	So.		.333, 17 R, 4-5 SB			

RETURNING PITCHERS

								Stats & Notes	
24	Kenny Anderson	LHP	L/L	6-1	200	Sr.		5-5, 6.27 ERA	
20	Nathan Bates	RHP	R/R	6-7	200	Jr.		1-3, 4.76 ERA; Career ERA of 2.98 in 107.2 IP	
31	Kevin Burgee	RHP	R/R	6-3	200	Sr.		3-1, 2.97 ERA, 8 saves, 25 SO, 10 BB, 33.1 IP	
13	Garrett Ford	LHP	R/L	6-0	200	Jr.		1-1, 6.06 ERA	
6	Michael Lelko	LHP	R/L	6-0	160	Jr.		0-0, 3.12 ERA in 8 app.	
29	Alex Prescott	RHP	R/R	6-2	210	Sr.		2.57 ERA in 7.0 IP	
5	Matt Rose	RHP/INF	R/R	6-4	195	Jr.		1-1, 3.92 ERA, 20 SO in 20.2 IP	
17	Jerry Stuckey	RHP	R/R	6-1	170	Sr.		3-5, 5.25 ERA	
18	Connor Stanley	RHP	R/R	6-3	210	Sr.		8-3 career record with 6.36 ERA	
26	Wayne Wages	LHP	R/L	6-0	175	Jr.		0-1, 7.77 ERA	

NEWCOMERS

23	Logan Barnette	RHP	R/R	5-10	170	Fr.		Marietta, Ga. (Walton)
27	Mitchell Benson	INF	L/R	6-0	165	Fr.		Roswell, Ga. (Roswell)
45	Christian Cook	C	R/R	6-3	205	R-So.		Roswell, Ga. (Fellowship Christian)
22	Sam Few	1B	R/R	6-5	235	R-Jr.		Augusta, Ga. (Aquinas/Columbia State)
38	Marc-André Habeck	RHP	R/R	6-2	210	Jr.		Winnipeg, Manitoba (College Jeanne-Sauve/ Frank Phillips College)
2	Rhett Harper	OF	R/R	6-1	190	Fr.		Chatsworth, Ga. (Southeast Whitfield)
33	Alex Hegner	RHP	R/R	6-1	195	R-Jr.		Marietta, Ga. (Pope/Wallace State-Hanceville)
9	Will Johnson	OF	R/R	5-10	175	Fr.		Atlanta, Ga. (North Atlanta)
1	Justin Jones	SS	R/R	6-0	180	Fr.		Warner Robins, Ga. (Houston County)
12	Luke Leonard	OF	R/R	6-0	180	Fr.		Atlanta, Ga. (Grady)
47	Evan Leyva	C	R/R	6-2	215	Jr.		Parkland, Fla. (Stoneman Douglas/Santa Fe)
28	Tanner Love	RHP	R/R	6-1	170	Jr.		St. Mary's, Ga. (Camden County/Middle Georgia)
32	Clayton Payne	RHP	R/R	6-4	190	Jr.		Fort Myers, Fla. (Riverdale/Daytona State)
21	Gerrio Rahming	OF	R/R	5-9	188	Fr.		Nassau, Bahamas (Rabun Gap-Nacoochee (Ga.))
19	Cam Sperry	OF	L/R	6-5	235	Jr.		Acworth, Ga. (Etowah/Chattahoochee Valley)
34	Jack Thompson	1B	R/R	6-2	205	Fr.		Alpharetta, Ga. (Milton)
49	Cole Uvila	RHP	R/R	6-4	195	Jr.		Port Angeles, Wash. (Port Angeles/Pierce)
35	Will White	LHP	L/L	6-5	200	Fr.		Marietta, Ga. (Walton)



HEAD COACH

GREG FRADY



IN EIGHT SEASONS as head coach, Greg Frady has established an unprecedented pattern of winning within the Georgia State baseball organization.

Named the Panthers' eighth head coach in June 2006, Frady boasts the highest winning percentage of any coach in school history.

With a 253-204-1 record (.553), Frady trails only Mike Hurst, who finished his Panther career in 2006 with 293 career wins, for the most victories by a Georgia State head coach.

Prior to Frady's arrival, the GSU program had achieved just two winning seasons in its history and had never won more than 31 games in any year. But since he took the reins in 2007, he has guided the Panthers to five winning seasons, all with 33 or more wins. Along the way he has steered the program through three different conferences, including Georgia State's move into the highly-competitive Sun Belt Conference in 2013-14.

The highlight of Frady's tenure came in 2009, when he guided the Panthers to a school-record 39 victories, capped by Georgia State's first conference title and NCAA tournament berth.

Under Frady, Georgia State teams have been marked by prolific offense. His 2010 squad led the nation in runs per game and ranked third in batting average, while his 2013 Panthers had the nation's third-highest batting average, along with top-10 rankings in scoring, doubles, slugging and on-base percentage. In 2014, Georgia State ranked fourth in the nation in home runs and second in homers per game.

His program has produced three All-Americans, three freshman All-Americans, three preseason All-

Americans, one academic All-American and 37 all-conference or all-rookie honorees. In the last two years alone, six different Panthers have earned some type of All-America recognition.

Another milestone for the program came in 2014 when former Panther pitcher David Buchanan, recruited and coached by Frady, made his Major League debut with the Philadelphia Phillies. Buchanan is Georgia State baseball's first Major Leaguer, and he is one of seven future big league players Frady has helped develop in the college ranks. More than 100 of his former players have been drafted or signed professional contracts, including 2014 seniors Nic Wilson and Chase Raffield.

Frady's Panthers have held their own against the powerful programs in the state, posting six wins over Georgia Tech and Georgia since 2007, including back-to-back victories over the Bulldogs the last two years.

GSU student-athletes have excelled in the classroom under Frady, maintaining a team grade point average of better than 3.0.

Prior to the 2012 season, Georgia State was honored as the nation's Most Valuable Program by the National Alliance of College Summer Baseball, indicative of the Panthers' continued offseason success.

Along with his duties at Georgia State, Frady also serves as the head coach of the German National Team.



GREG FRADY AT A GLANCE

Full Name: Gregory Doyle Frady
Date of Birth: Dec. 2, 1962
Hometown: Ellijay, Ga.
Education: Troy State, 1987 (Bachelor's in Education & Recreation); Columbus State, 1989 (Master's in Administration); Gilmer (Ga.) HS
Family: Wife Rhonda; daughter Bailey, son Riley

COACHING CAREER

1988-90, Assistant Coach/Interim Head Coach, Columbus State
1991-96, Head Coach, North Florida Community College, Record: 187-112 (6 seasons)
1997-03, Associate Head Coach, UCF
2005-06, Associate Head Coach, Georgia State
2007-present, Head Coach, Georgia State Record: 253-204-1 (8 seasons)

PLAYING CAREER

Troy State University, member of NCAA Division II national championship team in 1986.



In 2013, one of his pupils became the first product of the German baseball system to reach the Major Leagues when Donald Lutz made his debut with the Cincinnati Reds.

Frady's 2014 club featured All-America seasons by Wilson and Raffield, who each posted numbers that stand among the best in school history. Wilson,

who was drafted in the 24th round by the Tampa Bay Rays, ranked fourth in the nation with 18 home runs, while Raffield, a 37th-round selection by the St. Louis Cardinals, belted 14 homers and sported a .368 batting average. Sophomore Matt Rose added 11 long-balls, making Georgia State one of just two schools in the nation with three or more players in double-digit homers. With that powerful trio, Georgia State hit

60 homers as a team, good for fourth in the nation.

Wilson, Raffield and sophomore catcher Joey Roach were first-team all-conference selections.

The 2014 Panthers faced the most challenging schedule in school history in Georgia State's first year in the Sun Belt, which was highlighted by an impressive victory at College World Series participant Ole Miss and a second consecutive win over Georgia. During the season, Georgia State played six conference champions or No. 1 NCAA tournament seeds, and the Panthers played half their schedule against teams ranked in the final RPI top 100.

The 2013 season was a year of transition for the Georgia State program, but the final season in the CAA proved to be one of Frady's most satisfying campaigns as he molded a very inexperienced roster into a 35-win club. He steered a freshman-laden team that was unable to compete in the conference tournament due to CAA policy through a challenging schedule while overcoming several key injuries.

The 2013 Panthers achieved the third-highest win total in school history with a 35-21 record, including a 14-13 mark in the CAA, which featured three NCAA teams. That mark would have qualified GSU for the conference tournament for the fourth time in five years had the Panthers been allowed to compete.



YEAR-BY-YEAR RECORDS AT GEORGIA STATE

Year	Overall	Conf	Note
2007	26-32	15-15	CAA Tournament berth
2008	33-23	12-17	Then school-record 33 wins
2009	39-22	12-9	CAA Title, NCAA Regional
2010	34-23-1	17-6-1	Led nation in runs per game
2011	37-21	17-13	School-record ERA
2012	24-31	14-16	
2013	35-21	14-13	GSU's third-highest win total
2014	25-31	11-19	First year in Sun Belt
GSU (8 yrs.)	253-204-1	112-108-12	
Career (14 yrs.)	440-316-1		187 wins at North Florida CC

Frady turned an inexperienced lineup into one of the nation's most productive offenses as the Panthers ranked third in the nation in batting average and fourth in runs per game.

The potent Georgia State lineup produced two All-Americans in Raffield and Chad Prain, who was among the nation's leading hitters for most of the season, as well as two freshman All-Americans and the first Academic All-American in school history. The Panthers also boasted five all-conference or all-rookie selections as well as the league's Rookie of the Year.

In 2012, Frady led a rebuilding Panther squad to 24 victories and had the team in postseason contention until the final day of the regular season.

The year included a headline-grabbing, 13-12 walk-off win over Northeastern in which GSU stunned the Huskies with 11 straight runs in the final inning - 10 with two outs. The Panthers also scored their fourth upset of a ranked Georgia Tech squad in Frady's tenure by taking down the No. 9 Yellow Jackets.

In 2011, Frady guided the Panthers to the CAA Championship tournament for the third straight year, one of only two teams to qualify in each of those three seasons.

In going 37-21 in 2011, the Panthers posted the second-highest winning percentage in school history while recording 30-plus victories for the fourth straight season. GSU also tied its season record with 17 conference victories, won a school-record 11 straight games during the year, and posted the school's best home record at 26-7.

Georgia State's pitching staff posted an all-time low 4.29 ERA during the 2011 season, second-best in the conference and more than two runs lower than the Panthers' 2010 mark.

The 2011 season also saw the departure of Frady's first full signing class, which he helped become the all-time winningest class in the history of the program, with 143 victories over four seasons.

Frady helped the Panthers pick up a league-high six all-conference accolades in 2011, including Rob Lind, Mark Micowski and Brandon Williams on the



Greg Frady serves as the head coach of the German National Team. Frady guided Germany to a fourth-place finish at the 2012 European Championships and to the finals of the World Baseball Classic qualifier.

In 2013, Frady's former German team standout Donald Lutz made his Major League Baseball debut with the Cincinnati Reds. Lutz is the first product of the German baseball system to make the Major Leagues.

All-CAA first team.

Frady led the 2010 squad to 34 wins, at the time the second most in school history, while watching six players earn All-CAA honors. The 2010 team broke the school records for batting average, slugging percentage, runs scored, hits, doubles, home runs, total bases, RBIs, base on balls, conference wins, conference winning percentage and home winning percentage. At season's end, he Panthers led the nation in runs scored (10.5 per game) and sacrifice flies and ranked third with a .355 batting average.

Frady oversaw Mark Micowski and Brandon Williams as they shattered several season marks while graduating arguably the best player in the history of the program and his first-ever signee, Bradley Logan. Logan left Georgia State as the winningest player in the history of the program and had 10 career records when he moved on.

Frady reached the 100-win plateau at Georgia State March 6 against North Carolina Central. He needed the fewest games of any coach in Panther history to reach that feat.

Following the 2010 season, right-handed pitcher David Buchanan became

Georgia State's highest draft pick with his selection in the seventh round by the Philadelphia Phillies.


In 2009, Frady led Georgia State to its most successful season ever with the Panthers' first CAA Championship and NCAA Regional berth after a school-record 39 wins, including a regular-season triumph at No. 3 Georgia Tech.

Five Panthers achieved All-CAA status for the second year in a row. After earning the conference championship, another five Panthers earned all-tournament honors, led by Tournament MVP Bradley Logan.

To go along with the school records for wins, the Panthers shattered the winning percentage mark and established new standards for runs scored, hits, saves, and strikeouts. The squad also finished the regular season and CAA Tournament by tying the then-school record with eight straight wins.

During this 2008 season, Frady led the team to 33 wins, which at the time was the Georgia State record. The 2008 team opened the season with eight straight victories, which matched the school record for longest winning streak.

Under Frady's tutelage, Jean-Michel Rochon-Salvas set a new Georgia State



GREG FRADY celebrates the Panthers' 2009 CAA title with senior Mike McCree. Frady led Georgia State to a school-record 39 victories and a conference title and NCAA Regional berth for the only time in GSU history.

mark for career hits, only to be broken by Logan. He also earned CAA Scholar-Athlete of the Year accolades in both 2007 and 2008.

Frady also oversaw the advancement of closer Justin Malone, who earned Freshman All-America honors in 2009 to launch a standout career. Malone excelled as both a starter and reliever, finishing his career with 13 victories and a school-record 14 saves.

Frady's first season at the helm of the Panthers in 2007 was highlighted by the team's second straight appearance in the CAA Championship. Luke Gordon became the first Panther to earn first-team All-CAA honors, while Charlie Pelt and Eric Suttle received second-team honors.

Before being promoted to head coach, Frady spent two seasons as the Panthers' associate head coach under Mike Hurst. He helped lead Georgia State to back-to-back conference tournament berths in the Atlantic Sun Conference in 2005 and then the Colonial Athletic Association in 2006.

Prior to joining the Georgia State staff, Frady served as the associate head coach at Central Florida from 1997-2003. The Knights were ranked in the top 25 in each of his seven seasons,

and UCF collected six conference championships during that time (three regular season and three tournament). The Knights also made four appearances in the NCAA Tournament and played in two regional finals. He was part of four 40-win teams (1997, 1998, 2000, 2002) and one 50-win club in 2001.

Before making the move to UCF, Frady spent six seasons as the head coach at North Florida Community College in Madison, Fla., earning 187 victories. During his tenure, the team broke the school record for wins in a season four times in six years. His career collegiate coaching record now stands at 440-316-1.

Frady started his coaching career at Columbus State in 1988, where he served as an assistant for three seasons. Frady took charge as interim head coach in the summer of 1990, after the Cougars went to the NCAA Division II World Series with a 38-15 record.

In addition to Buchanan and his former German team standout Lutz, six of Frady's former college players have reached the major leagues: Aaron Fultz of the Cleveland Indians (2000-2007), Mike Maroth of the St. Louis Cardinals (2002-2007), Clay Timpner of the San Francisco Giants (2008), Esix Snead, previously with the New York Mets (2002, 2004), Matt Fox (Minnesota Twins, 2010), and Drew Butera (currently with the Los Angeles Dodgers).

Frady played collegiately at Troy State and helped the Trojans reach the Division II World Series twice. In 1986,



THE FRADY FAMILY: Greg and his wife Rhonda with daughter Bailey and son Riley.

Under Greg Frady, Georgia State has recruited and developed outstanding hitters.

Frady's GSU program LED THE NATION in runs scored in 2010.

In 2013, the Panthers were third in the nation in batting average and fourth in runs per game.

The 2014 Panthers ranked second in the nation in home runs per game.



his team won the national championship and was later named the best Division II team of all-time at the 1997 Division II College World Series.

As the head coach of the German National Team, Frady has won more than 100 games in international competition, and in 2010 he was named European Coach of the Year.

In the spring of 2008, his squad came just two games shy of qualifying for the Beijing Olympics. In 2009, he led the squad to a win over China in the Baseball World Cup, only the second win in the history of the country. That was just over a month after the German team defeated the United States at the World Baseball Challenge in British Columbia and finished in second place.

Frady guided Germany to a fourth-place finish at the 2012 European Championships and to the finals of the World Baseball Classic qualifier. His German squad featured former Panther Eric Suttle, while GSU alumni B.J.

Roper-Hubbart and Aeden McQueary-Ennis played for the British team.

In 2005, Frady led the German team to the B-Pool Gold Medal and a fourth-place finish at the European Championship, earning the team a spot in the 2007 World Cup. The fourth-place finish was the highest a German squad had ever placed at the European Championship and marked the German's first time qualifying for the World Cup.

Active in the American Baseball Coaches' Association (ABCA), Frady is a long-time member and current chair of the organization's Ethics Committee. He was recently honored by the ABCA with a 25-year award. He also is the founder and chair of the Georgia Dugout Club Ethics Committee.

Frady served as Rotary Club president in Madison, Fla., while coaching at North Florida, and he continues working through Rotary International as a keynote speaker at numerous events. Additionally, he had

an article about recruiting published in a national magazine.

In addition to his post with the German National Team, he has done work with Brazilian Baseball Confederation to help secure equipment and raise awareness of the game in the soccer mecca.

Frady was born in Ellijay, Ga., on Dec. 2, 1962, and graduated from Gilmer High School in 1981. He was named the most valuable player on both the basketball and baseball teams his senior year. In 2006, he was inducted into the Gilmer High School Athletic Hall of Fame.

Frady received his bachelor's degree in education and recreation from Troy State in 1987 and earned a master's degree in administration from Columbus State in 1989.

Greg and his wife Rhonda have been married for 27 years and have two children, daughter Bailey, 22, and son Riley, 19.



WILLIE STEWART

25

Assistant Head Coach

Fourth Year at GSU

A former Division I head coach at UNC Asheville, Willie Stewart enters his fourth season at Georgia State after being elevated to assistant head coach in August 2014.

Stewart will continue to serve as Georgia State's hitting coach, a role in which he has presided over impressive offensive production the last two years.

Last spring, Georgia State belted 60 home runs, ranking second in the nation in homers per game, and GSU was one of only two schools in the nation with three players in double-digit home runs. Nic Wilson, who was fourth in the nation with 18 home runs, and Chase Raffield, who hit .356 with 14 homers, earned All-America honors. Both were selected in the Major League Baseball First-Year Player Draft are now playing professional baseball.

In 2013, Georgia State ranked in the top five in the NCAA in batting average (.321, third), runs per game (7.7, fourth), doubles (2.39 per game, fourth) and slugging percentage (.468, fifth), and four players



hit over .350. That offensive production was crucial to Georgia State's 35-win season, the third-highest victory total in school history.

Stewart also works with the Panther catchers, including the last two seasons with Joey Roach, who earned first-team All-Sun Belt Conference honors in 2013 and freshman all-conference accolades the previous year. Scott Sarratt, a senior in 2013, was honored as an Academic All-American, the first in GSU baseball history.

Stewart previously served as the Panthers' recruiting coordinator, and his efforts in that role helped the program sign two players who were drafted three individuals who earned All-America recognition, two freshman All-Americans and six all-conference honorees.

Stewart joined the GSU baseball staff in November 2011 after a successful playing and coaching career in Asheville, where he was most recently the Bulldogs' head coach for five seasons, from 2005-09.

In 2006, Stewart led UNC Asheville to the school's first and only NCAA Tournament appearance by capturing the Big South conference title as the Bulldogs won a school-record 28 games during the year. Baseball America recognized UNC Asheville as one of the most improved programs in the nation under Stewart's guidance.

During his time as head coach, he recruited and developed three players selected in the Major League Baseball Draft and two others who signed professional contracts. He tutored two all-region players,

four all-conference honorees, one Big South Conference Pitcher of the Year, one runner-up for Big South Conference Player of the Year, one Big South Conference Tournament MVP and four all-tournament selections.

Stewart also helped his Bulldogs' squad achieve the highest GPA of any male team at UNC Asheville.

He was elevated to head coach in July 2004 after two seasons as an assistant coach, during which time he helped UNCA to the then-school record for wins and a second-place finish in Big South Conference, at the time the highest in school history. Four Bulldogs were drafted in those two seasons.

A UNC Asheville alum, Stewart lettered four seasons for the Bulldogs from 1996-2000, earning first-team all-conference honors at second base his senior year. That 2000 season, he batted .300 with 32 RBIs and established a school-record with an 18-game hitting streak.

Stewart served on the UNC Asheville staff in 2001 and then spent one season as an assistant coach at Elon, where he helped guide the Phoenix to the 2002 NCAA Tournament--the first in school history--as an at-large selection and a No. 3 seed.

He remains very active in summer camps and has coached two summer wooden bat league squads.

A native of Winston-Salem, N.C., Stewart and his wife Christine have two children, son Kendall and daughter Kailyn.



EDWIN THOMPSON

48

Assistant Coach / Recruiting Coordinator

Third Year at GSU

Now in his third season at Georgia State, Edwin Thompson was named the Panthers' recruiting coordinator for 2014-15.

Thompson joined head coach Greg Frady's staff in the fall of 2012 and worked two seasons as the program's pitching coach.

In 2103, he guided a very young staff that helped the Panthers to a 35-win season for the third-highest victory total in program history. Four different freshmen hurlers started a total of 24 games in 2013, and rookies combined to throw nearly 200 innings. The GSU bullpen that collected 13 saves, the second-best season mark in Panther annals. Rookie Matt Rose led the team with five saves and a 2.55 earned run average on his way to earning freshman All-America honors.

Thompson, 34, came to GSU after two years (2011-12) at Duke as assistant coach and recruiting coordinator. He served briefly as the Blue Devils' interim head coach in the spring of 2012.

Working directly with the Duke outfielders, Thompson coached Will Piwnica-Worms, who signed with the Washington Nationals following the season. He was part of a Duke coaching staff that developed Marcus Stroman, an All-America pitcher who was selected 22nd overall in the first round of the Major League Draft by the Toronto Blue Jays and reached the Major Leagues in 2014. He worked with a total of nine players who went on to be drafted or sign professional contracts.

As the team's recruiting coordinator, Thompson was instrumental in securing a class that was ranked among the top 35 in the country. Among the players he recruited to Duke was future third-round draft pick Jake Cosart.

A native of Jay, Maine, Thompson served two seasons (2009-10) as the head coach at Bates (Maine) College before going to Duke. He led the Bobcats to a 25-11 record in 2010 in only his second season. Bates' school-record 25 wins marked the first 20-win season in the program's 138-year history and its first winning campaign since 1992. Thompson's squad committed the fewest errors in NCAA Division III and finished seventh in the country with a .970 fielding percentage that season while also ranking 19th in the nation in with a .354 team batting average. Thompson recruited the first Bates player to sign a pro contract since 2000.



Before earning the head coaching position at Bates, Thompson served four seasons as the associate head coach and recruiting coordinator at Maine at Farmington. At UMF, Thompson oversaw the pitching staff and recruited and coached eight players who went on to earn all-conference honors.

Thompson began his collegiate playing career at Howard and Maryland. He then played his last two seasons at Webber International, where he led the team to an NAIA top-25 ranking and played in the Florida Sun Conference All-Star Game.

Thompson spent one year in professional baseball playing for the independent-league Bangor Lumberjacks in 2003, when he led all Lumberjack rookies in extra-base hits.

He earned his degree in business administration from Webber in 2003.

Thompson is married to the former Carmen Warren.





ADAM SCOTT

46

Pitching Coach

First Year at GSU

Adam Scott, formerly the pitching coach at Wallace State (Ala.) Community College-Hanceville, joined the Georgia State staff as pitching coach in August 2014.

Scott comes to Georgia State from the strong junior college program at Wallace State-Hanceville, which produced Atlanta Braves All-Star reliever Craig Kimbrel. Scott served as the pitching coach the last three years under NJCAA Hall of Fame head coach Randy Putman.

All three of Scott's sophomore pitchers from the 2014 squad earned Division I scholarships, including Georgia State signee Alex Hegner. In three seasons, he coached two pitchers who were drafted and six who went on to Division I programs.



“Adam is an excellent addition to our organization and gives our staff the best combination and balance that we can have to continue to move our program forward,” head coach Greg Frady said.

Scott was a two-year letterwinner as a pitcher at Alabama (2009-10), helping the Crimson Tide to NCAA tournament berths both years, including a Super Regional appearance as a senior. He began his college career at Shelton State (Ala.) C.C., which reached the JUCO World Series in 2008, when Scott was named to the all-tournament team.

A native of Hueytown, Ala., Scott is married to the former Delaina Franklin.



BRANDON KERSEY

Director of Baseball Operations

Third Year at GSU

Former Georgia State pitcher Brandon Kersey is in his second year as Georgia State's Director of Baseball Operations.


Kersey was promoted to the Director of Operations position on head coach Greg Frady's staff in August 2013 after serving as graduate assistant for the baseball program in 2012-13, when the Panthers posted a 35-21 record.

Kersey lettered in 2005-06 for the Panthers before transferring to Georgia, where he completed his bachelor's degree in criminal justice/pre-law in 2009.

He earned a master's in sports administration from Georgia State in 2013.

In the summer of 2013, Kersey served as an assistant coach for the 6-4-3 DP Athletics team in the Sunbelt League, an Atlanta-based collegiate summer league. He previously coached with 9 Stars Baseball, Inc., in Cartersville, Ga.

Kersey is an Atlanta native who attended Harrison High School.



CHARLES KISTLER

Athletic Trainer



JARED GENTRY

Strength & Conditioning Coach



WILL JUDSON

Academic Advisor



KENNY ANDERSON

24

Left-Handed Pitcher • 6-1, 200 • Sr. • L/L
Loganville, Ga. • Loganville HS / Gordon State

AT GEORGIA STATE

Left-handed starter who earned a spot in the weekend rotation in his first season at Georgia State ... Joined the program in 2013-14 after transferring from Gordon State ... Made the Athletic Director's Honor Roll for the fall 2013, spring 2014 and fall 2014 semesters ... Named to the Sun Belt Academic Honor Roll for 2013-14.

2014

Spent most of the season as the Friday night starter and posted a 5-5 record, including victories over Georgia, Western Kentucky, Troy, Arkansas State and ULM ... Led the team with 74.2 innings in 15 appearances, including 13 starts ... Team-leading seven runners picked off.

Earned the victory at Georgia (2-26-14) by allowing just one earned run on six hits in 6.2 innings. Struck out four.

Started and won GSU's first Sun Belt game vs. WKU (3-14-14) as he pitched 7.0 innings and allowed just one earned run on six hits with five strikeouts ... Scattered four runs on eight hits over six innings to earn win over Troy (3-29-14) ... Defeated Arkansas State (4-25-14) as he allowed just one run on four hits over seven innings ... Collected his fifth victory at ULM (5-9-14), when he pitched 6.1 innings, giving up four runs (three earned) on eight hits with three strikeouts.

Made his GSU debut with three scoreless innings in season-opening win over Illinois (2-14-14) ... Threw four innings at Savannah State (2-17-14) in his first start.



2012-13 (GORDON STATE)

Pitched two seasons at Gordon State ... Compiled an 8-6 record with a 2.74 ERA in 2013 ... Threw five complete games ... Allowed 65 hits in 72.1 innings for coach Travis McClanahan ... Named to the Georgia Collegiate Athletic Association all-region second team.

HIGH SCHOOL

Prep standout for coach Jeff Segars at Loganville High School ... Set the school record for wins with an 11-0 record as a senior in 2011, when he led Loganville to 29 wins and a berth in the state semifinals in Class AAAA ... Had a 1.20 ERA with 93 strikeouts in 66 innings while batting

.426 with 10 home runs and 38 RBI ... Named all-region and Pitcher of the Year in Region 8-AAAA ... Posted a 7-2 record with a 2.04 ERA as a junior, striking out 57 in 53 innings ... Also hit .494 with seven homers and 25 RBI ... Set Loganville career records with 27 victories and 220 strikeouts ... Named to the Georgia Dugout Club Top 100.

PERSONAL

Full name is Kenneth Michael Anderson ... Parents are Mike and Amy Anderson ... Born Jan. 14, 1993 ... Majoring in political science.

CAREER STATISTICS

Year	ERA	W-L	APP	GS	CG	SHO	SV	IP	H	R	ER	BB	SO	2B	3B	HR	BF	AVG	WP	HB	BK	SFA	SHA
2014	6.27	5-5	15	13	0	00	0	74.2	99	61	52	31	35	23	0	5	355	.328	0	6	0	5	10



CADEN BAILEY

7

Infielder • 5-10, 170 • Sr. • L/R
Suwanee, Ga. • Lambert HS

- ◆ All-CAA (2nd team), 2013
- ◆ CAA All-Rookie, 2012

AT GEORGIA STATE

Three-year starter and two-time all-conference selection on the infield who has started at second base, third base and shortstop ... Left-handed hitter with a career batting average of .317 ... Enters his senior season as GSU's active leader in games (159), hits (187), RBI (75) and runs scored (96) ... Has been hit by pitch 22 times, tied for seventh in GSU history ... Has two walk-off hits in his career.

2014

Began the season at second base but moved to third when Matt Rose was injured ... Hit .283 with one homer and 26 RBI ... Collected 14 doubles ... Scored 28 runs ... Six-for-nine on stolen bases.

Had his second career walk-off hit with a run-scoring single in the bottom of the ninth for 8-7 win over Mercer (4-9-14). With winning run at second and one out, he fouled off several two-strike pitches before singling up the middle for the game-winner. Tied his career high with four hits in the game.

Drove in the game-tying run with a one-out single in the eighth inning of GSU's 7-4 win over South Alabama (5-3-14) ... Added another RBI in a seven-run fourth inning of the Panthers' 15-10 win over USA the following day (5-4-14).

Tied his career best with three RBI vs. Savannah State, including a two-run double ... Went 5-for-12 in the opening series against Illinois, homering in the first inning of the middle game. In Sunday's series-clinching win, he drove in the tying run with an eighth-inning single ... 5-for-9 with six RBI in two games vs. Alabama A&M (March 25-26), tying

his career high with three RBI in each contest ... Preseason All-Sun Belt at second base by the conference coaches.

2013

Earned second-team All-CAA honors at third base ... Versatile infielder who started games at shortstop, second base and third base ... Batted .353 with one homer and 33 RBI ... Had a 19-game hitting streak (three shy of school record) that covered the final three games of 2012 and his first 16 games of 2013 ... Hit by pitch 11 times (second on team), sixth most in school history ... More walks/hit by pitch (28) than strikeouts (21) ... Hit .354 in conference games ... Had 21 multi-hit games and seven games with two or more RBI.

His first career homer was a memorable one as he led off the bottom of the ninth inning against George Mason (3-10-13) with a walk-off homer for a series-clinching, 8-7 victory. Also had a two-run single in the game for a career-high three RBI to help the Panthers rally from a 6-0 deficit ... Went 7-for-15 with five RBI in the Mason series ... Drove in two runs with a pinch-hit double and an RBI single in 7-4 win over Old Dominion (3-17-13) ... Had a career-high four hits in five at-bats at Delaware (3-30-13) ... Went 3-for-4 with three RBI, tying his career best, in 12-5 win over Kennesaw State (4-9-13) ... Belted two doubles in the season opener against Butler ... Drove in a career-high three runs in win over UNC Asheville (3-6-13) ... Had two hits and an RBI at Georgia Tech.

Had a strong summer with the Ocean State Waves of the New England Collegiate Baseball League (NECBL), batting .298 with three homers and 24 RBI.

2012

Named to All-CAA Rookie squad after strong freshman season ... Played in 53 games, making 48 starts at shortstop ... Led regular Panther starters with a .315 batting average and .376 on-base percentage ... Scored 28 runs, fourth-most on the club, while driving in 16 ... Batted in seven different spots in lineup, leading off 16 times ... Had 17 multiple-hit games, third on the team ... Had three hits in a game six different times, including opening weekend against Western Illinois ... Scored two runs five times, doing it twice in final series at Old Dominion ... Had two RBIs at VCU (5-6-12) and at ODU (5-19-12) ... Hit first career triple and against Northeastern (3-17-12) ... Doubled in two of season's final three games at ODU ... Helped turn 28 double plays ... Started at short in 30 of GSU's final 31 games.

HIGH SCHOOL

Lettered two seasons each at South Forsyth High School and Lambert High School ... Racked up all-region 7-AAAAA and all-county honors his junior and senior seasons ... Led Lambert to region titles in 2010 and 2011 ... Helped South Forsyth to state runner-up finish in 2009 ... Played at the club level for the Titans and Astros of the East Cobb, Ga. league.

PERSONAL

Caden Douglas Bailey was born April 13, 1993 to Doug and Ellen Bailey in Atlanta, Ga. ... Has one older brother, Ross, and one younger brother, Davis ... Aunt, Carol, is Director of Student Advisement Center at GSU ... Uncle, Dave Cohen, has been the radio voice of GSU athletics for more than 30 years.

CAREER STATISTICS

Year	Avg.	GP-GS	AB	R	H	2B	3B	HR	RBI	TB	Slg%	BB	HP	SO	GDP	OB%	SF	SH	SB-Att	PO	A	E	Fld%
2012	.315	53-48	181	28	57	3	1	0	16	62	.343	16	2	24	3	.376	2	2	1-2	81	120	18	.918
2013	.353	53-52	204	40	72	9	2	1	33	88	.431	17	11	21	4	.424	4	3	8-12	67	130	13	.938
2014	.283	53-52	205	28	58	14	0	1	26	75	.366	15	8	31	4	.351	3	8	6-9	60	103	13	.926
Total	.317	159-152	590	96	187	26	3	2	75	225	.381	48	22	76	11	.384	9	13	15-23	208	353	44	.927



NATHAN BATES

20

Right-Handed Pitcher • 6-7, 200 • Jr. • R/R
Senoia, Ga. • Starr's Mill HS

◆ **CAA Rookie of the Week, 2013**

AT GEORGIA STATE

Tall right-handed pitcher with a career earned run average of 4.01 in 25 appearances, including 17 starts ... Earned Dean's List recognition for the fall 2013 semester ... Named to the Sun Belt Academic Honor Roll for 2013-14.

2014

Weekend starter who led the team with a 4.76 earned run average, along with a 1-3 record ... Second on the team in innings pitched (62.1) ... Pitched into the sixth inning or later in his last seven starts ...

Earned his first victory of the season with a strong outing at UALR (4-5-14). Allowed just one unearned run in 6.1 innings, scattering five hits and two walks with four strikeouts in the 3-2 victory.

Allowed just two runs on four hits with five strikeouts in 5.1 innings vs. UT Arlington (4-12-14) but did not figure in the decision ... Pitched five scoreless innings in start at Texas State before allowing a grand slam with two outs in the sixth ... Followed with another strong start against Arkansas State with a season-high 10 strikeouts in 6.2 innings but left with the score tied 3-3 in a game GSU went on to win in 10 innings ... Allowed just two runs in 6.2 innings in his final start at WKU ... Also made weekend starts vs. Illinois, Ole Miss, Troy, South Alabama and ULM.

2013

Had a strong freshman season, highlighted by conference rookie-of-the-week honors ... Posted a 2-1 record and a 2.98 ERA in 12 appearances covering 45.1 innings ... Started six games, including five on the weekend ... Named CAA Rookie of the Week on April 15 after he pitched nine innings and struck out a career-high 11 at New Orleans (4-12-13). Did not earn the win in the 12-inning victory but allowed just one earned run (three total) on five hits ... Earned his first weekend start at Delaware (3-29-13) and pitched into the eighth inning. Allowed just one earned run through seven innings ... Earned a win in relief against Fordham (4-5-13), when he pitched six innings and allowed four runs on seven hits with four strikeouts.

Had a strong relief outing at Mercer (3-20-13), when he pitched 4.2 innings of shutout relief to earn the win. Entered the game with two on and one out in the fifth inning and the Panthers clinging to an 8-7 lead and recorded a strikeout and a pop up to end the inning. Allowed just two hits and two walks and struck out five ... Made his first start vs. UNC Asheville (3-6-13) and allowed two unearned runs on six hits in 3.1 innings.

HIGH SCHOOL

A three-year letterwinner at Starr's Mill High School, where he pitched and played the outfield ... 2012 honorable



mention all-county by the Fayette County News ... Perfect Game Underclass honorable mention in 2011 ... Southeast Region honorable mention 2012 ... Finished his senior season at Starr's Mill with a 9-6 record, a 3.23 ERA and 83 strikeouts in 69 innings ... Helped lead Starr's Mill to a 17-7 record in his senior season ... Also played basketball in high school and earned all-region and All-Fayette County honors ... Finished his prep career as SMHS's all-time leader in rebounds and blocks and was third all-time in scoring.

PERSONAL

Nathan Douglas Bates was born March 1, 1994 to Douglas and Angela Bates ... Has one sister, Kristen, who was an all-conference swimmer at Georgia Southern ... Business major.

CAREER STATISTICS

Year	ERA	W-L	APP	GS	CG	SHO	SV	IP	H	R	ER	BB	SO	2B	3B	HR	BF	AVG	WP	HB	BK	SFA	SHA
2013	2.98	2-1	12	6	0	0/0	0	45.1	45	24	15	19	34	8	1	1	201	.257	2	1	0	3	3
2014	4.76	1-3	13	11	0	0/0	0	62.1	63	37	33	25	49	11	1	4	281	.266	9	13	0	1	5
Total	2.98	3-4	25	17	0	0/0	0	107.2	108	61	48	44	83	19	2	5	482	.262	11	14	0	4	8



RYAN BLANTON

16

Outfielder • 5-11, 180 • So. • L/R
Lilburn, Ga. • Parkview HS

AT GEORGIA STATE

Left-handed hitting outfielder who looks to earn starting job in center field ... Part-time starter in center field and pinch hitter as a freshman ... Strong defender with good speed and ability to cover ground in center field ... Made the Dean's List three straight semesters (fall 2013, spring 2014, fall 2014) ... Named to the Sun Belt Commissioner's All-Academic List for 2013-14.

2014

Saw action in 54 games, including 24 starts in center field ... Hit .238 with three homers, 13 RBI and 19 runs scored ... Delivered three pinch hits in the eighth inning or later ... Contributed five sacrifice bunts and was 6-for-7 on stolen bases.

Had his best game in a Panther uniform in a 7-4 win over South Alabama (5-3-14), when he hit a two-run homer in the fifth inning, and then in the eighth, he drove in the go-ahead run with a bases-loaded, bunt single.

Hit his first home run at Ole Miss (2-23-14), providing a crucial insurance run in the eighth inning of GSU's 6-4 victory ... Drove in another key run in the seventh inning of GSU's 3-2 win at Georgia ... Batting in the leadoff spot for the first time, he led off the game at UL Lafayette (3-22-14) with a homer ... Went 5-for-7 with five runs scored in two games against Alabama A&M, including a 3-for-



4 performance with three runs scored in the first game (3-25-14).

Started GSU's ninth-inning rally with a leadoff single and then scored the winning run on Caden Bailey's walk-off hit in 8-7 win over Mercer (4-9-14) ... One game later he started another game-winning rally vs. UT Arlington (4-11-14) with a pinch-hit single in the eighth inning ... Drove in a run with another eighth-inning, pinch-hit single in the Sunday game vs. UTA (4-13-14).

HIGH SCHOOL

Helped lead Atlanta area-area prep powerhouse Parkview High School to back-to-back state titles in Georgia's largest classification (2011 and 2012) and

the No. 1 national ranking by Baseball America in 2012, followed by a berth in the Class AAAAAA state semifinals in 2013 ... First-team all-county by the Gwinnett County Dugout Club and the Gwinnett Daily Post in 2013 ... Hit .352 with nine homers, 26 RBI, 41 runs scored and 14 stolen bases as a senior ... Named Rawlings/Perfect Game Preseason All-Southeast Region honorable mention in 2013 ... 2012 Perfect Game Preseason Underclassmen All-American (honorable mention).

PERSONAL

Full name is Ryan James Blanton ... Born April 29, 1995 ... Son of William and Kristina Blanton ... Undeclared major.

CAREER STATISTICS

Year	Avg.	GP-GS	AB	R	H	2B	3B	HR	RBI	TB	Slg%	BB	HP	SO	GDP	OB%	SF	SH	SB-Att	PO	A	E	Fld%
2014	.238	54-24	105	19	25	1	0	3	13	35	.333	13	3	22	1	.336	1	5	6-7	95	1	1	.990



KEVIN BURGEE

31

Right-Handed Pitcher • 6-3, 200 • Sr. • R/R
Lawrenceville, Ga. • Hebron Christian HS / Gordon State

AT GEORGIA STATE

Right-hander who enjoyed a strong 2014 season as Georgia State's closer ... With eight saves, he is already tied for fourth in GSU history ... Joined the program after two seasons at Gordon State ... Made the Dean's List for the spring 2014 semester and the Athletic Director's Honor Roll for the fall 2013 and fall 2014 ... Named to the Sun Belt Academic Honor Roll for 2013-14.

2014

Compiled a 3-1 record and a 2.97 ERA and ranked third in the Sun Belt Conference with eight saves ... Save total is the second-highest season mark in school history, two behind the school record of 10.

Earned his first save with a scoreless ninth inning against Savannah State (2-18-14). Struck out the first two batters of the inning on six pitches ... Saved GSU's 3-2 victory at Georgia (2-26-14) with a scoreless ninth ... Got the final four outs in GSU's 6-5 Sun Belt win over WKU for his third save ... Recorded the final six outs in 8-6 win over Troy for his fourth save ... Pitched the final 2.2 innings, his longest appearance of the season, of GSU's 3-2 win at UALR (4-5-14) for his fifth save .

Struck out the final batter in the top of the 10th inning of GSU's walk-off win over Xavier (3-9-14) to earn his first victory ... Credited with the victory in 8-7 walk-off win over Mercer (4-9-14) ... Followed with a one-inning save in 11-10 win over UT Arlington (4-11-14).

Earned his fourth victory of the season with 2.1 scoreless innings in GSU's 10-inning victory over Arkansas State (4-27-14) ... Collected his seventh save against ULM, when he finished the game with 2.2 innings, allowing one run on three hits ... Finished the year with a save at Western Kentucky on the season's final day.

2012-13 (GORDON STATE)

Posted a 3-1 record with six saves for Gordon State in 2013 ... Compiled a 3.26 ERA ... Allowed 29 hits while walking just seven in 30.1 innings ... Helped Gordon to a third-place finish in the 2012 National Junior College Athletic Association's Division I World Series in

Grand Junction, Colo. ... Posted a 9-1 record as a freshman at Gordon while walking just 15 batters in 72 innings.

HIGH SCHOOL

Helped Hebron Christian to the Class A state title as a senior in 2011, when he compiled an 8-1 record, including a no-hitter ... First-team all-county by the Gwinnett Daily Post as a senior, following second-team honors as a junior ... Rawlings/Perfect Game Southeast All-Region honorable mention in 2011.


PERSONAL

Full name is Kevin Thomas Burgee ... Born July 11, 1993 ... Parents are Tom and Tina Burgee ... Majoring in political science.



CAREER STATISTICS

Year	ERA	W-L	APP	GS	CG	SHO	SV	IP	H	R	ER	BB	SO	2B	3B	HR	BF	AVG	WP	HB	BK	SFA	SHA
2014	2.97	3-1	24	0	0	00	0	33.1	31	14	11	10	25	8	1	1	143	.258	1	2	0	2	9



JAMES CLEMENTS

4

Infielder-Outfielder • 5-10, 175 • Jr. • R/R
Woodstock, Ga. • Walker School

AT GEORGIA STATE

Versatile right-handed bat who has played both infield and outfield, starting games at first base, second base, third base and left field ... Made the Dean's List four times (fall 2012, fall 2013, spring 2014 and fall 2014) and the Athletic Director's Honor Roll for the spring 2013 ... Earned the CAA Commissioner's Academic Award for 2012-13.


2014

Played in 32 games, including 18 starts, and hit .310 with 10 RBI ... Smashed three doubles and scored 12 runs.

Inserted into the lineup at third base for the UT Arlington series and collected six hits and six RBI in the three games ... Had three hits and four RBI in GSU's 11-10 win over the Mavericks (4-11-14), including a two-run double in the eighth inning for the go-ahead runs. Also had a two-run single in the third ... Started at three different positions (3B, 2B, LF) in the Texas State series and also played first base.

Opened the season with three hits in four at-bats against Illinois (2-16-14). Earned a start in the series finale and started the Panthers' game-winning rally with a one-out double in the eighth inning ... Had one hit and one RBI vs. UALR (4-4-

14) ... Contributed a sacrifice bunt in the bottom of the ninth to move the winning run into scoring position in 8-7 walk-off win over Mercer (4-9-14).



2013

Played in 15 games in 2013, including two starts ... Collected five hits on the season, including three doubles ... Scored six runs and drove in five ... Started a six-run rally against Hofstra (5-11-13) when he led off the fifth inning with a pinch-hit single ... Delivered a bases-clearing, three-run double in a 14-1 win over Alabama State (3-27-13) ... Had another RBI-double against Savannah State (4-23-13).

HIGH SCHOOL

All-Cobb County selection (honorable mention) by the Marietta Daily Journal following his senior year at the Walker School in Marietta, Ga. ... Posted a .434 batting average and earned the team MVP award as a senior ... Blasted 30 home runs while hitting .358 during his junior season ... Helped lead his team to the state semifinals in his sophomore season at the Walker School ... A multi-sport athlete with honors in football and basketball.

PERSONAL

James Edwards Clements Jr. was born Sept. 24, 1993 to James and Kellie Clements ... Has two sisters, Jennifer and Madison, and a brother, Joseph ... Majoring in business.

CAREER STATISTICS

Year	Avg.	GP-GS	AB	R	H	2B	3B	HR	RBI	TB	Slg%	BB	HP	SO	GDP	OB%	SF	SH	SB-Att	PO	A	E	Fld%
2013	.192	15-2	25	6	5	3	0	0	5	8	.308	1	0	2	1	.222	0	1	0-0	2	4	0	1.000
2014	.319	32-18	72	12	23	3	0	0	10	26	.361	7	1	8	1	.383	1	2	1-1	31	7	2	.950
Totals	.286	47-20	98	18	28	6	0	0	15	34	.347	8	1	10	2	.343	1	3	1-1	33	11	2	.957



GARRETT FORD

13

Left-Handed Pitcher • 6-0, 200 • Jr. • R/L
Loganville, Ga. • Loganville HS

◆ **Two-time CAA Rookie of the Week, 2013**

AT GEORGIA STATE

Left-handed pitcher who has logged more than 110 innings in his first two seasons, including 18 starts ... Utilized primarily in a relief role as a sophomore after starting as a freshman ... Has made the Dean's List three times (fall 2012, spring 2013, fall 2014) and the AD's Honor Roll twice (fall 2013 and spring 2014) ... Earned the CAA Commissioner's Academic Award for 2012-13 ... Named to the Sun Belt Academic Honor Roll for 2013-14.

2014

Posted a 1-1 record in 29 appearances ... Primarily a reliever but made four starts.

Made the first relief appearance of his career against Illinois (2-15-14) ... Threw 4.2 scoreless innings, allowing just one hit, in relief at Ole Miss (2-21-14) ... Added two scoreless innings in relief at Georgia Tech (4-2-14) ... Allowed one run in 3.2 innings of relief vs. UT Arlington (4-13-14), picking off two runners in the game ... Earned a victory with five scoreless innings and just two hits allowed in a start against Oglethorpe.

2013

Started every weekend series as a freshman ... Two-time CAA Rookie of the Week ... Record of 4-4 ... Second on the team with 74.2 innings pitched ... Pitched into the sixth inning in nine of his 14

starts ... Led all CAA freshmen in wins, starts and innings ... Recorded victories over Butler, George Mason, Fordham and Northeastern ... Had three pickoffs.

Earned his second CAA Rookie-of-the-Week Award on April 29 after throwing eight scoreless innings in a combined shutout of Northeastern. Allowed just four hits and walked none while striking out four in eight innings.

Allowed just one earned run in 6.0 innings to win his debut against Butler (2-16-13) ... The tough-luck loser in a 2-0 defeat by Boston College. Took a shutout into the seventh inning before allowing one run. Final line saw him allow just one run on five hits with one walk in 6.2 innings ... Named CAA Rookie of the Week on March 10 after he threw eight shutout innings in win over George Mason (3-9-13) before allowing three runs in the ninth ... Allowed just one earned run in six innings to earn win against Fordham (4-6-13).

HIGH SCHOOL

Four-year letterwinner at Loganville High School as a pitcher, outfielder and first baseman ... 2012 Georgia Class AAAA Player of the Year by the Georgia Dugout Club ... Named to GHSA Preseason AAAA All-State team ... Region 8-AAAA Pitcher of the Year in 2012 ... Perfect Game/Rawlings Southeast Region Honorable Mention All-America and All-County selection in 2012 ... 2011 GHSA Junior Team selection ... First-team all-

region in 2011 ... 2011 Georgia Dugout Club Outstanding Season Award winner ... Went 12-1 with 54 strikeouts and a 1.98 ERA in 70.2 innings while posting a .310 batting average as a senior...Finished his high school career with a 21-1 career record and 100 strikeouts as a pitcher ... Helped lead Loganville to a 31-9 overall record, the 2012 Class AAAA state championship and a No. 20 national ranking by Rawlings/Perfect Game ... Earned the win and homered in 14-4 victory over Greenbrier in deciding game of state championship series ... Helped team to state semifinals in 2009 and 2011.

Also an accomplished quarterback who earned second-team all-region honors in 2011 and honorable mention recognition in 2010 ... Rushed for 1,201 yards with 10 touchdowns to go along with 791 passing yards ... Finished career with 1,565 rushing yards, 14 touchdowns, and 1,845 passing yards ... 2011-12 Wendy's High School Heisman winner and Top 10 Georgia state finalist ... 4.0 GPA ... University of Georgia Certificate of Merit winner ... Vince Dooley award ... McDonald's Ray Kroc award ... Northeast Georgia Football Hall of Fame Scholar-Athlete award.

PERSONAL

Garrett Scott Ford was born Feb. 1, 1994 to Gregory and Cheryl Ford ... Has one sister, Lindsey ... Majoring in actuarial science.

CAREER STATISTICS

Year	ERA	W-L	APP	GS	CG	SHO	SV	IP	H	R	ER	BB	SO	2B	3B	HR	BF	AVG	WP	HB	BK	SFA	SHA
2013	6.03	4-4	14	14	0	0/1	0	74.2	106	58	50	19	20	20	2	3	349	.340	2	4	0	3	10
2014	6.06	1-1	15	4	0	0/0	0	35.2	49	30	24	9	22	8	0	5	171	.320	3	4	1	3	1
Totals	6.04	5-5	29	18	0	0/1	0	110.1	155	88	74	28	42	28	2	8	520	.333	5	8	1	6	11



MICHAEL LELKO

6

Left-Handed Pitcher • 6-0, 160 • Jr. • R/L
 Johns Creek, Ga. • Northview HS

AT GEORGIA STATE

Two-year letterwinner as a left-handed reliever ... Made the Athletic Director's Honor Roll for the spring 2014 and fall 2014 semesters.

2014

Threw 8.2 innings in eight appearances in 2014 ... Had a 3.12 ERA but no decisions ... Allowed just a .143 batting average against ... Best and longest outing of his career was his final one of the season when he tossed 3.2 scoreless innings at Mercer. Allowed just one hit and struck out three ... Pitched one scoreless inning each in wins over Siena and Alabama A&M ... Recorded one out on one pitch in win over Northern Kentucky.

2013

Saw limited duty as a freshman ... Made 10 relief appearances covering 6.2 innings but did not record a decision ... Longest stint was 1.1 innings at UNCW.

HIGH SCHOOL

Two-year letterwinner for coach Josh Bartlett at Northview High School ... Earned second-team all-region honors his senior season ... Helped lead Northview to the high school playoffs for the first time in school history in 2012 ... Pitched a complete-game, two-hitter to send his team to the playoffs and then a complete-



game six-hitter to give Northview its first-ever playoff victory ... Member of the Windward Braves club team.

PERSONAL

Michael Matthew Lelko was born July 4, 1994 to Mike and Stacey Lelko ... Has one sister, Jenn ... Exercise science major.

CAREER STATISTICS

Year	ERA	W-L	APP	GS	CG	SHO	SV	IP	H	R	ER	BB	SO	2B	3B	HR	BF	AVG	WP	HB	BK	SFA	SHA
2013	10.80	0-0	10	0	0	0/0	0	6.2	11	8	8	6	1	0	0	1	41	.367	1	5	0	0	0
2014	3.12	0-0	8	0	0	0/0	0	8.2	4	3	3	5	7	0	1	0	38	.143	0	4	0	0	1
Totals	6.46	0-0	18	0	0	0/0	0	15.1	15	11	11	11	8	0	1	1	79	.259	1	9	0	0	1



DAVID LEVY

15

Infielder • 5-10, 160 • Sr. • R/R

Marietta, Ga. • Walton HS / Chattahoochee Valley

AT GEORGIA STATE

Excellent defensive middle infielder who joined the program in 2013-14 from Chattahoochee Valley Community College in Phenix City, Ala. ... Named to the Athletic Director's Honor Roll for the fall 2014 semester.

2014

Played in 43 games, including 25 starts ... Primarily a shortstop but also started four games at second base ... Hit .250 with 14 RBI and 12 runs scored ... Contributed four doubles and one triple ... Was 6-for-9 on stolen bases.

Delivered a walk-off victory against Arkansas State (4-26-14) with a one-out single to the left field corner in the 10th inning, scoring Matt Rose from second base for the 7-6 victory.

Had two doubles and two RBI against Siena (3-11-14) ... Had two hits in two of the three WKU games on the opening weekend of Sun Belt play ... Drove in three runs in Alabama A&M series (3-25/26-14) ... Contributed two RBI at UALR (4-4-14), including a run-scoring triple ... Had two hits, two RBI and two runs scored in win over Oglethorpe.

2012-13 (CHATTAHOOCHEE VALLEY)

Two-time, second-team All-Central Division ... Played shortstop and hit .305 with 21 RBI in 42 games in 2013 ... Helped Chattahoochee Valley earn a Top 25 ranking in the NJCAA poll and tie the school record with 42 wins ... Had a .328 average as a freshman with 35 RBI.

HIGH SCHOOL

Three-year letterwinner at Walton High School ... Two-time All-Cobb County by the Marietta Daily Journal, including first-team honors as a senior in 2011 ... Batted .329 for his senior season ... First-team all-region as a junior ... Team's Defensive MVP as a junior and senior.

PERSONAL

Full name is David Elliot Levy ... Born April 30, 1993 ... Son of Alan and Joellen Levy ... Majoring in journalism.



CAREER STATISTICS

Year	Avg.	GP-GS	AB	R	H	2B	3B	HR	RBI	TB	Slg%	BB	HP	SO	GDP	OB%	SF	SH	SB-Att	PO	A	E	Fld%
2014	.250	43-25	84	12	21	4	1	0	14	27	.321	13	3	14	0	.366	1	2	6-9	47	80	11	.920



ALEX PRESCOTT

29

Right-Handed Pitcher • 6-2, 210 • Sr. • R/R
Marietta, Ga. • Walton HS

AT GEORGIA STATE

Transitioned to the mound in 2014 after contributing as a backup first baseman and catcher his first two seasons ... Right-hander with a side-arm delivery who adds depth to the bullpen ... Outstanding student who made the President's List for the spring 2013 and spring 2014, the Dean's List for fall 2012 and fall 2013 and the Athletic Director's Honor Roll for fall 2014 ... Earned the CAA Commissioner's Academic Award for 2012-13 ... Named to the Sun Belt Commissioner's All-Academic List for 2013-14.

2014

Posted a 2.57 ERA in seven innings on the mound, covering nine appearances, but did not record a decision ... Longest outing of the season was 2.1 scoreless innings against Xavier ... Appeared in wins against Northern Kentucky, Siena, Alabama A&M and Oglethorpe.

2013

Appeared in seven games as a pinch hitter or defensive replacement at first base ... Hitless in four at-bats but reached

on a strikeout against Georgia Tech and came around to score ... Made his first appearance on the mound in a win over Savannah State (3-23-13), finishing the game with 0.2 innings. Hit the first batter he faced, then induced a game-ending double play ... Threw one inning in the season finale at William and Mary (3-17-13).

2012

Reserve who made 10 appearances as a freshman, starting one game as designated hitter ... All three hits went for extra bases, belting a home run and two doubles ... Slugged .667 with .400 on-base percentage ... Key figure in one of the most memorable games in GSU history as he drove in two runs, scored two and had his first career hit during stunning 11-run, ninth-inning comeback win over Northeastern (3-16-12) ... Scored game-winning run in the 13-12 victory ... Belted home run later in the series in pinch hit at-bat March 18... Scored run in first career start at Alabama State (3-20-12) ... Added double at UNC Asheville (3-8-12).



HIGH SCHOOL

Lettered three seasons for coach Shane Amos at Region 5-AAAAA Walton High School in Marietta, Ga. ... Power at the plate helped lead team to state playoffs senior season ... Went 4-for-4 with two singles, a double and a triple in one game ... Belted a grand slam senior year ... Played at the club level for the Windward Braves ... Also played football for three seasons in high school ... Member of Beta Club, volunteered with Habitat for Humanity and was twice named a scholar-athlete.


PERSONAL

Joseph Alex Prescott was born Aug. 7, 1993 to Patrick and Susan Prescott in Winston-Salem, N.C. ... Has one younger brother, Alan ... Grandfather, Daniel Prescott, played baseball at Vermont ... Criminal justice major who earned his degree in December 2014 ... Plans to attend law school.

CAREER STATISTICS

Year	Avg.	GP-GS	AB	R	H	2B	3B	HR	RBI	TB	Slg%	BB	HP	SO	GDP	OB%	SF	SH	SB-Att	PO	A	E	Fld%
2012	.250	10-1	12	4	3	2	0	1	3	8	.667	1	2	5	0	.400	0	0	0-0	9	0	0	1.000
2013	.000	7-0	4	1	0	0	0	0	0	0	.000	0	1	4	0	.200	0	0	0-0	6	1	0	1.000
Total	.188	17-1	16	5	3	2	0	1	3	8	.500	1	3	9	0	.350	0	0	0-0	15	1	0	1.000

Year	ERA	W-L	APP	GS	CG	SHO	SV	IP	H	R	ER	BB	SO	2B	3B	HR	BF	AVG	WP	HB	BK	SFA	SHA
2013	5.40	0-0	2	0	0	0/0	0	1.2	1	1	1	0	0	0	0	0	6	.250	0	1	0	1	0
2014	2.57	0-0	9	0	0	0/0	0	7.0	7	2	2	8	5	1	1	0	40	.259	0	5	0	0	0
Total	3.12	0-0	11	0	0	0/0	0	8.2	8	3	3	8	5	2	1	0	48	.258	0	6	0	1	0



JOEY ROACH

8

Catcher • 5-11, 200 • Jr. • L/R
Holly Springs, N.C. • Holly Springs HS

- ◆ Preseason All-Sun Belt Conference, 2015
- ◆ All-Sun Belt Conference (first team), 2014
- ◆ CAA All-Rookie, 2013

AT GEORGIA STATE

Left-handed hitting catcher who has excelled on the field and in the classroom in his first two years in the program, including an all-conference season as a sophomore ... Career batting average of .299 with seven homers and 47 RBI in 95 games ... Preseason All-Sun Belt entering the 2015 season.

Recognized on the President's List, signifying a 4.0 GPA, for the spring 2013 and fall 2013 semesters, along with Dean's List honors for the fall 2012 and spring 2014 ... Named to Georgia State's 2014 All-Academic Team with the highest GPA on the baseball team ... Earned the CAA Commissioner's Academic Award for 2012-13 ... Named to the Sun Belt Commissioner's All-Academic List for 2013-14.

2014

First-team All-Sun Belt Conference selection ... Caught virtually every game and hit .301 with three homers and 23 RBI ... Also had eight doubles and one triple ... Had 13 multi-hit games ... Named to the initial Watch List for the Johnny Bench Award, which goes annually to the top catcher in Division I ... Threw out 19 of 67 baserunners attempting to steal.

Hit his first homer of the season against Illinois (2-15-14) ... Drove in the go-ahead run in the seventh inning of GSU's 3-2 win at Georgia with a sacrifice fly ... Hit a solo homer in GSU's 3-2 win at UALR (4-5-14)

... Delivered a two-run single at Georgia Tech (4-2-14) ... Had two hits and two RBI in win over Savannah State (4-23-14) ...

Delivered two key RBI in GSU's 5-1 Friday night win over Arkansas State (4-25-14). Drove in the go-ahead run with a two-out single in the sixth and then brought home an insurance run in the eighth with his second career triple.

Hit a solo home run, his third of the season, in a seven-run fourth-inning in GSU's 15-10 win over South Alabama (4-5-14).

2013

Named to the CAA All-Rookie team ... Became the Panthers' primary catcher following an injury to senior Scott Sarratt ... From April 20 on, he caught 126 of the 147 innings GSU played ... Batted .296 with four homers and 24 RBI for the season ... Also smacked nine doubles and one triple ... Had nine multi-hit games and seven contests with two or more RBI.

Homered in each of the final two CAA series, with blasts in the Friday night win over Hofstra (5-10-13) and in Game 1 at William and Mary (5-16-13) ... Drove in a career-high three runs with a triple and a sacrifice fly in Game 2 win over the Tribe ... Caught 25 of 27 innings in the Towson series and went 4-for-10 at the plate with two runs and two RBI.

Had two hits and scored five runs in his first start against Butler ... Hit his first home run with a two-run blast at Georgia

Tech (2-19-13) ... Drove in game-winning run with a seventh-inning single against Grambling (2-22-13) ... Had two hits and two RBI in win over George Mason (3-9-13) ... Also drove in two runs in wins over Old Dominion (3-15-13) and Mercer (3-20-13) ... Belted his second homer of the season at James Madison (4-20-13).

HIGH SCHOOL

Four-year letterwinner for coach Rodney Whitesell at Holly Springs High School ... Set the Holly Springs records for career home runs and RBI ... Two-time all-conference selection ... Finished the 2012 season with a .431 average, 10 home runs and 33 RBI ... Helped lead his team to 4A NCHSAA state championships in 2010 and 2011 ... His high school team was ranked No. 18 by ESPNHS in 2011 ... During his junior season, his teammate and battery mate was future NC State All-American Carlos Rodon ... Four-time academic all-conference honoree and National Honor Society member ... Also a two-time all-conference selection in football and the team's Defensive MVP ... Conference champion in wrestling.

PERSONAL

Joseph John Roach was born Aug. 27, 1993 to Jim and Cheri Roach ... Has a twin brother, Mike ... Majoring in actuarial science ... Baseball team representative on the Student-Athlete Advisory Committee.

CAREER STATISTICS

Year	Avg.	GP-GS	AB	R	H	2B	3B	HR	RBI	TB	Slg%	BB	HP	SO	GDP	OB%	SF	SH	SB-Att	PO	A	E	Fld%
2013	.296	41-30	115	24	34	9	1	4	24	57	.496	12	3	20	3	.374	1	3	2-4	168	17	4	.979
2014	.301	54-43	146	18	44	8	1	3	23	63	.432	13	7	27	3	.379	3	3	1-1	237	42	8	.972
Total	.299	95-73	261	42	78	17	2	7	47	120	.460	25	10	47	6	.377	4	6	3-5	405	59	12	.975



MATT ROSE

5

Right-Handed Pitcher / Infielder • 6-4, 195 • Jr. • R/R
Melbourne, Fla. • Palm Bay HS

- ◆ Preseason All-American, 2015
- ◆ Preseason All-Sun Belt, 2015
- ◆ Freshman All-American, 2013
- ◆ CAA All-Rookie, 2013
- ◆ CAA Rookie of the Week (2), 2013

AT GEORGIA STATE

Preseason All-American who is a talented two-way player as a hard-throwing right-handed pitcher and third baseman ... Named to D1Baseball Preseason All-America second team ... 2015 Preseason All-Sun Belt ... Freshman All-American in 2013 ... Career batting average of .299 with 15 home runs, 20 doubles and 66 RBI in two seasons ... Compiled a 4-3 record, five saves and a 3.05 ERA in 20 mound appearances, including seven starts ... Has 50 strikeouts in 56.0 innings with a .241 average against.

Spent the summer of 2014 with the Harrisonburg Turks in the Valley League and was rated the league's top prospect by Perfect Game and No. 2 by Baseball America.

2014

GSU's third-leading hitter with a .312 batting average, 11 home runs and 34 RBI ... Third in Sun Belt in homers when the regular season ended ... Entered the season as starting third baseman and a member of the weekend rotation but arm trouble limited him to a DH role for much of the season ... Posted a 1-1 record and a 3.92 ERA in four appearances on the mound.

Hit two homers and drove in seven runs in the opening series win against Illinois ... Career-high four RBI in the second game of the series ... Started the Sunday game on the mound and pitched into the sixth inning, allowing two runs on five hits with a career-high six strikeouts. Also belted a three-run homer ... Hit a two-run homer in 6-3, series-clinching win over Troy (3-29-14).

Hit solo homers in three straight games at UALR (4-6-14), vs. Mercer (4-9-14) and vs. UT Arlington (4-11-14) ... Belted his eighth homer of the year and drove in three runs against Savannah State (4-23-14) ... Added a solo homer in 5-1 Friday night win over Arkansas State (4-25-14) ... Scored the winning run one night later as he led off the 10th inning with a single, moved to second on a sacrifice and came home on David Levy's walk-off hit for the 7-6 victory ... Hit a two-run homer at ULM (5-10-14) and followed with a solo homer at Mercer (5-13-14).

Pitched a complete game in GSU's win at Ole Miss (2-23-14). Allowed four runs on eight hits with four strikeouts ... Struck out a career-high eight in just four innings against Northern Kentucky (3-2-14), including five straight strikeouts ... Homered and drove in three runs



in win over Siena (3-12-14) ... Preseason all-conference choice by Perfect Game ... Rated one of the top 2015 draft prospects in the Sun Belt by Baseball America and Perfect Game.

CAREER STATISTICS

Year	Avg.	GP-GS	AB	R	H	2B	3B	HR	RBI	TB	Slg%	BB	HP	SO	GDP	OB%	SF	SH	SB-Att	PO	A	E	Fld%
2013	.283	45-43	166	28	47	8	0	4	32	67	.404	18	4	32	1	.365	1	0	2-3	201	61	3	.989
2014	.312	52-49	202	33	63	12	0	11	34	108	.535	13	2	37	2	.358	2	0	4-5	15	32	3	.940
Total	.299	97-92	368	61	110	20	0	15	66	175	.476	31	6	69	3	.361	2	0	6-8	216	93	6	.981
Year	ERA	W-L	APP	GS	CG	SHO	SV	IP	H	R	ER	BB	SO	2B	3B	HR	BF	AVG	WP	HB	BK	SFA	SHA
2013	2.55	3-2	16	3	0	0/1	5	35.1	28	11	10	17	30	5	0	0	149	.222	3	2	0	1	3
2014	3.92	1-1	4	4	0	0	0	20.2	21	9	9	7	20	4	1	3	88	.273	0	1	0	0	0
Total	3.05	4-3	20	7	0	0/1	5	56.0	49	20	19	24	50	9	1	3	237	.241	3	3	0	1	6



2013

Earned Freshman All-America honors with a strong rookie season on the mound and at the plate ... Named to the Louisville Slugger Freshman All-America Team (Collegiate Baseball) as a multi-position player ... Also tabbed to the CAA All-Rookie team ... Started at first or third base while pitching in both a starting and relief role ... Two-time CAA Rookie of the Week selection.

Batted .283 with four homers and 32 RBI ... Posted a 3-2 record, five saves and a 2.55 ERA in 16 appearances (three starts) on the mound ... Allowed just 28 hits in 35.1 innings with 30 strikeouts.

Earned his second CAA Rookie of the Week award May 13 after pitching GSU to a Friday night win over Hofstra in his first weekend start. Pitched a career-high 7.1 innings and allowed just three runs on four hits with five strikeouts. Also batted .462 with a homer and five RBI on the week ... Made his second CAA start the following weekend and earned a win at William and Mary as he scattered four runs over 5.2 innings and struck out five.

Named CAA Rookie of the Week for the first time on April 8 after helping GSU to sweep of Fordham as he batted .400 (4-for-10) with four RBI in three games, and also earned a save on the mound. In

Saturday win he knocked in GSU's first two runs with a two-out single in the second inning. In series finale, he drove in two of the Panthers' five runs with a pair of two-out hits and then closed out the game on the mound. He started the game at third base, moved to first base and then took the mound for the ninth inning with the Panthers leading, 5-2. After allowing a leadoff walk, he recorded three straight strikeouts for the save.

Went 7-for-14 with four RBI in GSU's opening series ... Went 4-for-8 with three RBI in series win over Boston College ... Belted his first home run in win over UNC Asheville (3-6-13) ... In his first start at first base, set a school record with 19 putouts against Grambling (2-23-13) ... Drove in three runs against George Mason (3-8-13) ... Hit a two-run homer in the first inning of win at Mercer (3-20-13).

Pitched three scoreless innings to earn his first save in GSU's win over Georgia (2-26-13), allowing just one hit with two strikeouts ... Saw his first action on the mound with a scoreless ninth inning against Alabama A&M (2-21-13) ... Pitched a 1-2-3 ninth inning against Kennesaw State (4-9-13) with two strikeouts ... Saved back-to-back victories at New Orleans. Entered the Friday night game with runners at first and third and

two outs in the bottom of the 12th and GSU leading 3-2 and struck out the final batter on three pitches. The next day he pitched a scoreless ninth inning in the Panthers 5-4 win ... Made his first start on the mound at Kennesaw State (4-16-13); threw four scoreless innings but was not involved in the decision as GSU won in extra innings.

HIGH SCHOOL

Drafted by the Toronto Blue Jays in the 24th round of the 2012 Major League Baseball First-Year Player Draft ... Three-year letterwinner at Palm Bay High School, where he played the infield and pitched ... Two-time all-county selection ... Space Coast Player of the Year by Florida Today in 2011 ... Hit .360 with 24 runs and 27 RBI his senior season ... Compiled a .487 average with a .970 slugging percentage in 2011 ... Member of the Cape Coast Canes club team ... Helped lead the Canes to the Senior League World Series in 2011 and 2012.

PERSONAL

Matthew Aaron Rose was born Aug. 2, 1994 to Randy and Cindy Rose ... Has one brother, Craig and one sister, Taylor ... Majoring in sociology,



CONNOR STANLEY

18

Right-Handed Pitcher • 6-3, 210 • Sr. • R/R
Oviedo, Fla. • Oviedo HS

AT GEORGIA STATE

Right-handed pitcher who owns an 8-3 career record ... Also has three saves ... Has appeared in 52 games, all but two in relief ... Made the Dean's List for the fall 2013 semester and the Athletic Director's Honor Roll for spring 2014 ... Named to the Sun Belt Commissioner's All-Academic List for 2013-14.

2014

Appeared in 14 games out of the bullpen but did not record a decision ... Had 13 strikeouts in 13.1 innings ... Pitched two scoreless innings with three strikeouts at Georgia Tech (4-2-14).

2013

Led Georgia State and ranked among the conference leaders with 26 appearances, which is just two shy of the school record for appearances in a season ... Posted a 5-2 record with three saves ... Third on the team in victories.

Earned his first save with a scoreless ninth inning against Grambling (2-22-13) ... Pitched a scoreless inning with two strikeouts in a combined shutout of Alabama A&M (2-21-13) ... Earned his first victory after pitching a scoreless ninth inning in a walk-off win over George Mason (3-10-13).

Got the final two outs in the top of the

ninth inning against Old Dominion (3-16-13) and earned the victory as GSU won 12-10 on Chase Raffield's walk-off homer in the bottom of the ninth ... Added a save the following day when he recorded the final out after entering the game with two outs in the ninth, a runner at second, two runs in and GSU leading 7-4. Actually finished all three games of the ODU sweep ... Pitched a scoreless ninth inning to earn the save in a 12-9 win over Fordham (4-5-13) ... Added victories in 11-inning win at New Orleans (4-13-13) and 10-inning win at Kennesaw State (4-16-13), pitching 1.1 innings of scoreless relief in each game.

2012

Made strong contributions in first season on the mound, appearing in 12 games with two starts ... Fourth on the staff with three victories ... Third with a 4.15 ERA ... Tied for lowest batting average against at .238 ... Appeared in three conference games ... Tossed 1.1 scoreless innings in 5-4 win over No. 9 Georgia Tech (3-7-12) ... Made two appearances in each of season's first two weekends against Western Illinois and Austin Peay, getting a win in both series ... Earned first victory with 3.0 scoreless innings against WIU (2-19-12) ... Tossed 2.1 scoreless with two strikeouts against Southern Illinois (3-2-12) ... Made first career start against USC Upstate (5-2-



12) ... Went season-high 5.0 innings with three strikeouts in next start at UNC Asheville (5-8-12), getting the victory in a 13-5 Panther win.

HIGH SCHOOL

Lettered three seasons for coach Harold Hitt at class AAAAA Oviedo High School in Oviedo, Fla. ... Named first-team all-conference for his senior season after compiling 7-1 record and 2.82 ERA on the mound, striking out 35 batters in 50 innings ... Tossed complete game two-hit shutout against rival Hagerty, striking out nine ... Junior season, went 4-1 with 25 strikeouts in 30 innings and posted a 2.32 ERA ... Earned a USSSA world championship at the club level and led FTB Mizuno to a second-place finish in East Cobb, Ga., summer action.

PERSONAL

Connor Ian Isham Stanley was born Sept. 4, 1992 to Jim and Kelli Stanley in Winter Park, Fla... Has one older brother, Taylor ... Majoring in journalism.

CAREER STATISTICS

Year	ERA	W-L	APP	GS	CG	SHO	SV	IP	H	R	ER	BB	SO	2B	3B	HR	BF	AVG	WP	HB	BK	SFA	SHA
2012	4.15	3-1	12	2	0	0/0	0	21.2	19	11	10	14	16	4	0	2	100	.238	1	2	0	1	3
2013	5.97	5-2	26	0	0	0/1	3	28.2	34	20	19	11	18	8	0	0	134	.304	2	7	1	1	3
2014	10.80	0-0	14	0	0	0/0	0	13.1	20	18	16	9	13	5	0	2	68	.357	2	2	0	0	1
Total	6.36	8-3	52	2	0	0/1	3	63.2	73	49	45	34	47	17	0	4	302	.294	5	11	1	2	7



JERRY STUCKEY

17

Right-Handed Pitcher • 6-1, 165 • Sr. • R/R
Perry, Ga. • Home School

AT GEORGIA STATE

Veteran right-handed pitcher who has been a workhorse on the GSU staff the last three seasons with 69 appearances, covering 148.1 innings ... Ranks fourth in GSU history in career appearances ... Has a 7-10 record with three saves ... Started 10 games ... Made the Dean's List for the fall 2013 and spring 2014 semesters and the Athletic Director's Honor Roll for the fall 2014 ... Named to the Sun Belt Commissioner's All-Academic List for 2013-14.

2014

Led the team with 26 appearances, all in relief, and compiled a 3-5 record with a 5.25 ERA ... Finished both games and earned both victories in GSU's season-opening series against Illinois. Threw four hitless, scoreless innings with six strikeouts ... Earned his third win of the season in a 7-4 victory over South Alabama as he finished the game with 2.1 scoreless innings, allowing just one hit.

2013

Posted a 3-2 record with three saves ... Third on the team with 22 appearances, including four starts and 58 innings.

Saved both GSU victories in the Hofstra series (May 10-12) ... In the Sunday victory over the Pride (5-12-13), he entered the game with none out in the ninth, one on

and GSU leading 6-3 but he inherited a 3-1 count on the batter; got that batter to fly out and then recorded the final two outs via strikeout and pop up ... Earned the victory in relief against Georgia, when he allowed one run over 2.2 innings ... The winning pitcher in GSU's win over Kennesaw State (4-9-13) as he allowed just one hit in 2.1 innings out of the bullpen ... Added a win at New Orleans (4-13-13) with 2.2 innings of scoreless relief in a 5-4 win.

Went 6.1 innings against Butler (2-17-13), allowing just two runs on four hits ... Made his first start of the season against Grambling (2-22-13) and tied his career high with six strikeouts in six innings ... Earned his first save with three innings of scoreless relief in a 9-3 win over Fordham (4-6-13).

2012

One of the Panthers' top newcomers in rookie season on the mound... Made 21 appearances-second on the team-with six starts ... Pitched in nine conference games... Fifth on team with 28 strikeouts ... Went five-plus innings on three occasions ... Tossed at least 4.0 innings in all six starts ... Earned one victory ... Started opening weekend against Western Illinois (2-19-12), striking out two over 4.2 innings of a 9-4 Panther win ... Fanned six over 3.1 relief innings against Mercer (4-11-12) ... Earned first career win with season-high 7.0 innings against Savannah



State (3-28-12) ... Appeared twice against CAA champion UNC Wilmington, yielding one run over 3.0 innings ... Tossed 5.1 innings with four strikeouts in first conference start at Old Dominion (3-19-12), helping GSU to an 8-4 win on season's final day.

HIGH SCHOOL

Competed in Homeschool World Series Association for coach Estaban Maldono, leading team to a 22-0 regular season record in 2011 ... Tossed one perfect game and two no-hitters during the season, going 15 straight innings at one point without allowing a hit ... High honorable mention selection on 2011 the Rawlings/Perfect Game Preseason High School All-America team.

PERSONAL

Jerry Edward Stuckey, Jr. was born April 10, 1993 in Warner Robins, Ga. ... Son of Gail Stuckey ... Has two older sisters, Lora and Melissa, and one older brother, Andy ... Majoring in economics.

CAREER STATISTICS

Year	ERA	W-L	APP	GS	CG	SHO	SV	IP	H	R	ER	BB	SO	2B	3B	HR	BF	AVG	WP	HB	BK	SFA	SHA
2012	4.80	1-3	21	6	0	0/0	0	54.1	72	43	29	22	28	10	1	2	254	.324	4	2	0	2	5
2013	5.59	3-2	22	4	0	0/1	3	58.0	59	45	36	22	42	18	1	4	259	.268	6	8	1	4	5
2014	5.25	3-5	26	0	0	0/0	0	36.0	46	23	21	9	26	5	3	1	162	.315	3	4	1	0	3
Total	5.22	7-10	69	10	0	0/1	3	148.1	177	111	86	53	96	33	5	7	675	.301	13	14	2	6	13



TRAE SWEETING

14

Outfielder • 5-10, 180 • So. • R/R
Nassau, Bahamas • Christ School (Arden, N.C.)

AT GEORGIA STATE

Right-handed hitting outfielder with excellent speed and athletic ability ... Can also catch but is expected to concentrate in the outfield ... Native of the Bahamas who attended high school in North Carolina ... Made the Athletic Director's Honor Roll for the fall 2013.

2014

Had a solid freshman season as a key bench player, earning more playing time as the season progressed ... Played in 32 games, including 12 starts ... Hit .333 with seven RBI ... The team's top pinch runner who scored 17 runs and was 4-of-5 on stolen bases ... Led the team with three triples, along with two doubles and one home run.

His first homer was a solo shot vs. UT Arlington (4-13-14). Had three hits in the game ... Tripled in back-to-back wins over Oglethorpe and Savannah State (4-23-14). Collected four hits, two RBI and five runs scored in the two games.

HIGH SCHOOL

All-state catcher at Christ School in Arden, N.C. ... Member of the Bahamian National Team ... Perfect Game USA Preseason High School Underclassmen All American High Honorable Mention in 2012 ... All-state (NCISAA 3A) in 2011, 2012 and 2013 ... Three-time All-Western North Carolina by the Asheville



Citizen ... Three-time conference Player of the Year in the Carolina Athletic Association and four-time all-conference selection ... Batted over .500 each of his four seasons for a career average of .567... As a senior he batted .586 with a .711 on-base percentage and an .897 slugging percentage; struck out just three times in 23 games and was 34-35 on stolen bases ... Hit .525 with five homers, 24 RBI, 29 runs scored and 24 stolen bases as a junior ... Leading hitter in Western North Carolina in 2010, 2011 and 2013 ... Coached by Pat James ... Also played wide receiver and defensive back in football and helped the team to a 12-1 record and a berth in the state championship game in 2012.

PERSONAL

Full name is Theodore Trae Sweeting ... Born April 3, 1994 ... Son of Theodore Sweeting and Monique Miller ... Grandfather, Frank Sweeting Sr., is considered a Bahamian baseball icon who won three games as a pitcher for the Bahamas at the National Baseball Congress in international competition.

CAREER STATISTICS

Year	Avg.	GP-GS	AB	R	H	2B	3B	HR	RBI	TB	Slg%	BB	HP	SO	GDP	OB%	SF	SH	SB-Att	PO	A	E	Fld%
2014	.333	32-12	51	17	17	2	3	1	7	28	.549	6	6	12	1	.453	1	0	4-5	38	3	0	1.000



WAYNE WAGES

26

Left-Handed Pitcher • 6-0, 175 • Jr. • R/L

Lawrenceville, Ga. • Collins Hill HS / Marion Military

AT GEORGIA STATE

Left-handed pitcher who can contribute as a starter or reliever ... Played one season at Marion Military Institute in Marion, Ala., before transferring to Georgia State ... Made the Athletic Director's Honor Roll for the fall 2014.

2014

Made 13 appearances on the season, including five midweek starts ... Posted an 0-1 record ... Pitched three scoreless innings in two appearances against Georgia Tech ... Longest outing was four innings in starts against Mercer and Kennesaw.

2013 (MARION MILITARY)

Posted a 3.91 ERA over 69 innings in 2013 ... Made 13 appearances for coach Jake Rowell at Marion Military, including 10 starts ... Allowed 67 hits and struck out 44.

HIGH SCHOOL

At Collins Hill High School, he was honored as the 2012 Player of the Year in Region 7-AAAAAA by the league's head coaches ... All-Gwinnett County selection by the Gwinnett Daily Post and by the Gwinnett County Dugout Club, which also honored him as Player

of the Month ... Rawlings/Perfect Game Southeast Region Honorable Mention for 2012 ... Threw 67.2 innings and posted a 1.41 ERA ... Also played center field for coach Paul Pierce and stole 21 bases.

PERSONAL

Full name is Wayne Michael Wages ... Son of Johnnie and the late Becky Wages ... Born June 6, 1994 ... Majoring in exercise science.



CAREER STATISTICS

Year	ERA	W-L	APP	GS	CG	SHO	SV	IP	H	R	ER	BB	SO	2B	3B	HR	BF	AVG	WP	HB	BK	SFA	SHA
2014	7.77	0-1	13	5	0	0/0	0	22.0	38	23	19	7	14	8	0	2	116	.369	2	3	0	2	1



LOGAN BARNETTE

23

Right-Handed Pitcher • 5-10, 170 • Fr. • R/R
Marietta, Ga. • Walton HS

AT GEORGIA STATE

Freshman right-handed pitcher with a sidearm delivery ... Also played the infield in high school ... Made the Athletic Director's Honor Roll for the fall 2014 semester.


HIGH SCHOOL

Helped Walton High School to three straight appearances in the state playoffs in Georgia's largest classification, including a berth in the AAAAAA state semifinals in 2013 ... Three-year letterwinner as a

shortstop and pitcher ... Preseason all-state as a shortstop entering his senior season ... Southeast Region honorable mention by Perfect Game ... Rated among the top 150 prospects in Georgia by Perfect Game ... Honorable mention all-county selection in 2013 by the Marietta Daily Journal ... Coached at Walton by Shane Amos ... Named to the Perfect Game World Championship all-tournament team in 2013 after throwing a complete-game shutout with eight strikeouts and just three hits allowed ... Played for the East Cobb Astros.

PERSONAL

Full name is Logan Jackson Barnette ... Born Feb. 5, 1996 ... Parents are Bill and Maria Barnette ... Undeclared major.



MITCHELL BENSON

27

Infielder • 6-1, 165 • Fr. • L/R
Roswell, Ga. • Roswell HS

AT GEORGIA STATE

Versatile freshman who can play multiple positions and is a solid left-handed hitter ... Worked primarily at third base in the fall ... Made the Athletic Director's Honor Roll for the fall 2014 semester.

HIGH SCHOOL

Southeast Region honorable mention by Perfect Game ... Rated among the top 150 prospects in Georgia by Perfect Game

... Key player for 2013 Class AAAAAA state runner-up Roswell High School, where he was coached by Mike Power ... Helped Roswell return to the state playoffs in 2014 ... Played for the East Cobb Blue Jays.

PERSONAL

Full name is Mitchell Scot Benson ... Parents are Scot and Colleen Benson ... Born Aug. 22, 1995 ... Majoring in exercise science.





ANDY BURNETT

3

Infielder • 5-8, 155 • Fr. • R/R
McDonough, Ga. • Union Grove HS

AT GEORGIA STATE

Middle infield prospect in the 2014-15 freshman class ... Made the Athletic Director's Honor Roll for the fall 2014 semester.

HIGH SCHOOL

Two-time all-region selection by the Henry County Herald ... Helped Union Grove High School reach the Class AAAAA state playoffs as a senior ...

Southeast Region honorable mention by Perfect Game ... Hard-working player and outstanding student coached by Allen Franklin ... Played for the BigStix Gamers and former GSU player Mark Mortimer.

PERSONAL

Full name is Andrew Carlton Burnett ... Born July 2, 1996 ... Parents are Carlton and Penny Burnett.



CHRISTIAN COOK

45

Catcher • 6-3, 205 • R-So. • R/R
Roswell, Ga. • Fellowship Christian HS

AT GEORGIA STATE

Big first baseman and right-handed bat from Columbia State (Tenn.) C.C., a top-10 ranked junior college program.

JUNIOR COLLEGE

Helped Columbia State reach the 2014 NJCAA Division I World Series and win 46 games ... Hit .366 with five homers and

43 RBI ... Also contributed 17 doubles and three triples and scored 38 runs ... Coached by Mike Corn ... Spent two years at Samford but was redshirted in 2012 and

HIGH SCHOOL

Two-time all-area selection at Aquinas High School in Augusta, Ga. ... Southeast Region honorable mention by Perfect Game in 2011.

PERSONAL

Full name is Samuel Warren Few IV ... Parents are Trey and Indee Few ... Born April 21, 1992 ... Brother Will is a long-snapper on the football team at Ole Miss ... Descendent of William Few, one of two signers of the U.S. Constitution from Georgia ... Majoring in political science.



SAM FEW

22

First Baseman • 6-5, 235 • R-Jr. • R/R
Augusta, Ga. • Aquinas HS / Columbia State C.C.

AT GEORGIA STATE

Big first baseman and right-handed bat from Columbia State (Tenn.) C.C., a top-10 ranked junior college program.

JUNIOR COLLEGE

Helped Columbia State reach the 2014 NJCAA Division I World Series and win 46 games ... Hit .366 with five homers and 43 RBI ... Also contributed 17 doubles and three triples and scored 38 runs ... Coached by Mike Corn ... Spent two years

at Samford but was redshirted in 2012 and was limited to just 10 at-bats in 11 games in 2013.

HIGH SCHOOL

Two-time all-area selection at Aquinas High School in Augusta, Ga. ... Southeast Region honorable mention by Perfect Game in 2011.

PERSONAL

Full name is Samuel Warren Few IV ... Parents are Trey and Indee Few ... Born



April 21, 1992 ... Brother Will is a long-snapper on the football team at Ole Miss ... Descendent of William Few, one of two signers of the U.S. Constitution from Georgia ... Majoring in political science.



MARC-ANDRE HABECK

38

Right-Handed Pitcher • 6-2, 210 • Jr. • R/R
Winnipeg, Manitoba • College Jeanne-Sauve / Franks Phillips College

AT GEORGIA STATE

Right-handed pitcher who hails from Canada ... Latest in a line of Canadians to play for the Panthers in recent years, including catcher Marc Mimeault, outfielder Carl Moniz and infielder Jean-Michel Rochon-Salvas ... A member of the French National Team, which is managed by former Major League pitcher Eric Gagne ... Named to the Athletic Director's Honor Roll for the fall 2014 semester.

JUNIOR COLLEGE

Played at Frank Phillips College in Borger, Texas ... Posted a 6-2 record with a 4.83 in 2014 as a sophomore at Frank Phillips, tossing five complete games ... Compiled a 14-6 record in two seasons.

HIGH SCHOOL

Attended College Jeanne-Sauve and played prep baseball for the Langley Blaze ... Earned second-team all-league honors in the British Columbia Premier Baseball League ... Posted an 8-0 record with a 1.30



ERA ... Chosen for the 2012 Winnipeg High School All-Star Game

PERSONAL

Full name is Marc-André Habeck (pronounced ha-bECK) ... Born Dec. 11, 1993 ... Son of Philippe Habeck and Lynne Syrenne Habeck ... Major is finance.



RHETT HARPER

2

Outfielder • 6-1, 190 • Fr. • R/R
Chatsworth, Ga. • Southeast Whitfield HS

AT GEORGIA STATE

Very athletic outfielder and right-handed hitter with good size, power and potential ... Named to the Dean's List for the fall 2014 semester.

HIGH SCHOOL

Three-sport athlete who earned all-area honors in baseball, football and basketball at Southeast Whitfield High School ... Southeast Region honorable mention by Perfect Game ... Hit .500 as

a senior with four homers and 33 RBI ... Missed much of his junior season due to injury but earned all-area honors from the Dalton Daily Citizen as a sophomore ... Playing for the East Cobb Longhorns in the summer of 2013, he was selected to the all-tournament team of the Perfect Game BCS Finals in Fort Myers, Fla. ... Four-time all-area selection in football ... Added all-area as well as all-region honors in basketball as a senior, when he averaged 12.8 points, 4.0 assists, 6.7 rebounds and 2.5 steals per game.



PERSONAL

Full name is Anthony Rhett Harper ... Son of Anthony and Tammy Harper ... Born Jan. 7, 1996 ... Undeclared major.



ALEX HEGNER

33

Right-Handed Pitcher • 6-1, 195 • R-Jr. • R/R
Marietta, Ga. • Pope HS / Wallace State-Hanceville C.C.

AT GEORGIA STATE

Right-handed pitcher who joined the program from Wallace State Community College in Hanceville, Ala. ... Named to the Dean's List for the fall 2014.

JUNIOR COLLEGE

Posted a 2.33 earned run average in 69.2 innings for Wallace State-Hanceville in 2014 ... Tossed two complete games and compiled a 3-4 record ... Had a 3-4 record with a 3.55 ERA in 58.1 innings as a freshman ... Played for NJCAA Hall of Fame coach Randy Putman at the

program that produced Atlanta Braves All-Star Craig Kimbrel and numerous other professional players.

HIGH SCHOOL

All-region and all-county honoree at Pope High School in Cobb County, where he tossed a no-hitter vs. Campbell in 2010 ... Helped Pope to state championship in 2009 ... Coached by Jeff Rowland ... Southeast Region honorable mention by Perfect Game in 2011 ... Honorable mention Underclass All-American by Perfect Game in 2010



PERSONAL

Full name is Alexander William Hegner ... Born Sept. 16, 1992 ... Son of David Hegner and Penny Nichols ... Major is marketing.



LIAM HENRY

40

Right-Handed Pitcher • 6-4, 175 • Fr. • R/R
Atlanta, Ga. • Grady HS

AT GEORGIA STATE

Right-handed pitching prospect in the freshman class ... Sidearm delivery ... Named to the Athletic Director's Honor Roll for the fall 2014 semester.

HIGH SCHOOL

Pitched and played the infield for coach Mark Davidson at Grady High School ... Played for the Atlanta Blue Jays.

PERSONAL

Full name is Liam Scott Henry ... Born Dec. 21, 1995 ... Parents are Chip Henry and Mary McLaughlin ... Majoring in music.



WILL JOHNSON

9

Outfielder • 5-10, 175 • Fr. • R/R
Atlanta, Ga • North Atlanta HS

AT GEORGIA STATE

Freshman outfielder who has a solid right-handed bat and runs well.

HIGH SCHOOL

Preseason all-state selection in Class AAAAA ... All-region as a junior, when he hit .417 and stole 20 bases ... Coached by Jeremy Beckham at North Atlanta High School ... Helped North Atlanta reach the

state playoffs for the first time in 2013 ... Southeast Region honorable mention by Perfect Game, which ranks him among the Top 150 prospects in Georgia.

PERSONAL

Full name is William Jeffrey Johnson ... Born June 4, 1996 ... Parents are Jeff and Nancy Johnson ... Majoring in biological science.





JUSTIN JONES

1

Shortstop • 6-0, 180 • Fr. • R/R
Warner Robins, Ga. • Houston County HS

AT GEORGIA STATE

Talented middle infielder who is expected to make an impact as a freshman ... Dean's List member for the fall 2014.

HIGH SCHOOL

Shortstop and pitcher for 2014 Class AAAAA state champion Houston County High School ... Rated the No. 37 prospect in Georgia by Perfect Game ... Named to Perfect Game's Southeast Region second team ... 2013 Perfect Game Preseason Underclass All-America team ... First-team All-Middle Georgia by the Macon Telegraph ... Leadoff hitter with a .462 on-base percentage who scored 46 runs ... Hit two homers with 18 RBI ... Drove in a run and earned the victory on the mound in the deciding game of the state championship

series against Whitewater, one day after he kept Houston County alive with a walk-off hit in game two of the series ... Houston County was ranked No. 18 in the nation in the final Baseball America/National High School Baseball Coaches Association Top 50 ... Also helped Houston County reach the state playoffs as a junior, when he batted .380 while scoring 34 runs ... Named All-Houston/Peach Counties by the Macon Telegraph as a junior ... Earned all-region honors for his sophomore and junior seasons ... Coached by Jason Brett ... Played for the East Cobb Astros and East Cobb Braves ... Member of the Warner Robins team that reached the 2009 Little League World Series in Williamsport, Pa.



PERSONAL

Full name is Justin Alan Jones ... Born May 20, 1996 ... Majoring in biological science.



LUKE LEONARD

12

Outfielder • 6-0, 180 • Fr. • R/R
Atlanta, Ga. • Grady HS

AT GEORGIA STATE

Right-handed hitting outfielder with good athletic ability ... Named to the Athletic Director's Honor Roll for the fall 2014 semester.

HIGH SCHOOL

Played at Grady High School ... Southeast Region honorable mention by Perfect Game ... Played summer baseball for the East Cobb Yankees.

PERSONAL

Full name is Luke Matthew Leonard ... Parents are Chris and Rhonda Leonard ... Born June 4, 1996 ... Undeclared major.



EVAN LEYVA

47

Catcher • 6-1, 215 • Jr. • R/R
Parkland, Fla. • Stoneman Douglas HS

AT GEORGIA STATE

Right-handed hitting catcher who transferred from Santa Fe (Florida) College.

JUNIOR COLLEGE

Played two seasons (2013-14) for coach Johnny Wiggs at Santa Fe College in Gainesville, Fla. ... Won the Mid-Florida Conference Scholar-Athlete Award.

HIGH SCHOOL

Attended Stoneman Douglas High School, which was ranked No. 2 in the nation ... Named Broward County Player of the Week.

PERSONAL

Full name is Evan Justin Leyva (LAY-va) ... Son of Oscar and Arnette Leyva ... Born Dec. 15, 1993 ... Major is criminal justice.



TANNER LOVE

28

Right-Handed Pitcher • 6-1, 170 • Jr. • R/R
St. Mary's, Ga. • Camden County HS / Middle Georgia College

AT GEORGIA STATE

Right-hander who transferred after one season at Middle Georgia, following one year at George Mason.

JUNIOR COLLEGE

Compiled a 6-4 record with a 2.32 earned run average at Middle Georgia ... Made 20 appearances, including six starts, and tossed two complete games ... Issued just 13 walks in 73.2 innings with 46 strikeouts ... Played at George Mason in 2013, when he was 1-1 with a 5.01 ERA in 13 appearances, with just six walks in 32.1

innings ... Average of 1.67 walks per nine innings ranks among the best in George Mason history ... Struck out eight in 6.1 innings vs. Temple.

HIGH SCHOOL

All-state performer at Camden County High School ... First-team all-region and region Player of the Year ... Posted a 0.95 ERA in 29.1 innings as a senior, allowing just 18 hits while striking out 41 ... Previously attended Brentsville (Va.) District High School, which he helped to a berth in the state quarterfinals as a sophomore.



PERSONAL

Full name is Tanner Andrew Love ... Born Dec. 30, 1993 ... Son of Stephen and Tina Love ... Father is a Commander in the U.S. Coast Guard ... Majoring in business economics.



CLAYTON PAYNE

32

Right-Handed Pitcher • 6-4, 185 • Jr. • R/R
Fort Myers, Fla. • Riverdale HS / Daytona State College

AT GEORGIA STATE

Tall, hard-throwing right-hander who transferred from Daytona State College.

JUNIOR COLLEGE


Made 19 appearances, all in relief, for Daytona State in 2014 with a 3.25 earned run average in 27.1 innings ... Won his only decision ... Went 1-2 with a 4.31 ERA in 39 innings as a freshman ... Coached by Tim Touma.

HIGH SCHOOL

Attended Riverdale High School in Fort Myers, Fla., and earned all-county honors ... Florida Region honorable mention by Perfect Game.

PERSONAL

Clayton Payne was born May 1, 1994 ... Son of Jody and Robin Payne ... Majoring in exercise science.



GERRIO RAHMING

21

Outfielder • 5-9, 188 • Fr. • R/R
Nassau, Bahamas • Rabun Gap-Nacoochee (Ga.) School

AT GEORGIA STATE

Freshman outfielder with good speed ... Native of the Bahamas who attended high school in Georgia ... Named to the Athletic Director's Honor Roll for the fall 2014 semester.

HIGH SCHOOL

Three-year letterwinner at Rabun Gap-Nacoochee School in north Georgia ... Two-time all-conference selection ... Hit .400 as a senior with seven home runs

and 28 RBI ... 2014 Southeast Region honorable mention by Perfect Game ... Named to Perfect Game's 2013 Preseason Underclass All-America team ... Also played football.

PERSONAL

Gerrio Rahming was born Dec. 12, 1995 in Nassau, Bahamas ... First name pronounced jurr-REE-o ... Parents are Arlington and Karen Rahming ... Undecided major.





CAM SPERRY

19

Outfielder • 6-5, 235 • Jr. • L/R

Acworth, Ga. • Etowah HS / Chattahoochee Valley CC

AT GEORGIA STATE

Corner outfielder with excellent size and a potent left-handed bat ... Joined the program from Chattahoochee Valley (Ala.) C.C.

JUNIOR COLLEGE

Helped Chattahoochee Valley to a school-record 48 victories and a berth in the NJCAA Division I World Series as the nation's No. 1-ranked team ... Hit a game-tying home run in the eighth inning of

CVCC's World Series opener ... Named All-Alabama Community College Conference Central Division and All-ACCC/Region 22/Southeastern District ... Led the conference in RBI ... Hit .371 with five homers, 13 doubles, three triples, 56 RBI and 41 runs scored.

HIGH SCHOOL

Four-year letterwinner for coach Greg Robinson at Etowah High School ... Named preseason all-state in 2012 ... Three-time all-county selection.



PERSONAL

Full name is Cameron Sperry ... Born July 2, 1993 ... Son of Fred Sperry and Jayne Sperry ... Undeclared major.



JACK THOMPSON

34

First Baseman • 6-2, 205 • Fr. • R/R

Alpharetta, Ga. • Milton HS

AT GEORGIA STATE

Freshman who should earn playing time at first base ... Strong right-handed hitter with good defensive ability ... Named to the Athletic Director's Honor Roll for the fall 2014 semester.

HIGH SCHOOL

Ranked as the No. 52 prospect and No. 1 first baseman in Georgia by Perfect Game ... Southeast Region second team by Perfect Game ... Named to Perfect Game's 2013 Preseason Underclass All-America team (high honorable mention)

... Helped Milton High School to the Class AAAAAA state title in 2013, followed by a runner-up finish in 2014 ... All-state and two-time all-region selection ... Named Athlete of the Week by the Johns Creek Neighbor ... Won the Home Run Derby at the Georgia Dugout Club All-State Game in Columbus, Ga.

PERSONAL

Full name is Jack Raymond Thompson ... Born Sept. 17, 1995 ... Parents are John Thompson and Stacey Edwards ... Major is interdisciplinary studies.





COLE UVILA

49

Right-Handed Pitcher • 6-4, 195 • Jr. • R/R
Port Angeles, Wash. • Port Angeles HS / Pierce College

AT GEORGIA STATE

Talented right-handed pitcher from Pierce (Wash.) College in the Northwest Athletic Association of Community Colleges (NWAACC).

JUNIOR COLLEGE/HIGH SCHOOL

Played two seasons at Pierce College ... Struck out 74 batters in 66 innings in 2014 ... Posted a 5-2 record with a 1.77

earned run average in 11 appearances, 10 of them starts ... Tossed two complete games for coach Kevin Davis ... Attended Port Angeles High School.

PERSONAL

Cole Baker Uvila (pronounced YOU-vill-a) ... Born Jan. 13, 1994 ... Parents are Denise Uvila and Steve and Lisa Navarro-Uvila ... Undeclared major.



WILL WHITE

35

Left-Handed Pitcher • 6-4, 198 • Fr. • L/L
Marietta, Ga. • Walton HS

AT GEORGIA STATE

Tall left-handed pitcher from Walton High School ... Made the Athletic Director's Honor Roll for the fall 2014 semester.

HIGH SCHOOL

All-Cobb County honors from the Marietta Daily Journal and all-region accolades from the Georgia Dugout Club as a junior ... Southeast Region honorable mention by Perfect Game ... Rated among the top 150 prospects in Georgia by Perfect Game, including No. 13 among left-handed pitchers ... Posted a 1.60 ERA

as a senior in 2014, including a no-hitter against North Paulding ... Compiled an 8-2 record with a 2.75 ERA in 56 innings in 2013 ... Helped Walton High School to three straight appearances in the state playoffs in Georgia's largest classification ... Pitched six shutout innings in a 1-0 victory over Roswell in game two of the 2013 state semifinals ... Coached at Walton by Shane Amos.

PERSONAL

Full name is William Chandler White ... Parents are Michael and Susan White ... Born Dec. 6, 1995.





Power Duo of Wilson, Raffield Highlight First Year in Sun Belt



**NIC
WILSON**



**CHASE
RAFFIELD**

Record-setting production and All-America honors for seniors Nic Wilson and Chase Raffield highlighted Georgia State's 2014 season, the Panthers' first in the Sun Belt Conference.

Among the team highlights achieved by the Panthers were an impressive victory at College World Series participant Ole Miss, their second straight win over Georgia, and series wins against Illinois, Arkansas State, Troy and South Alabama.

Facing the most challenging schedule in school history, the Panthers finished with a record of 25-31 overall and 11-19 in the Sun Belt, just short of their goal of earning a berth in the conference tournament. Still head coach Greg Frady's squad laid the foundation for future success in their new league.

Along with 15 games against NCAA Tournament teams, the Panthers played half of their schedule -- 28 games -- against teams in the final RPI top 100, posting a 9-19 record. Georgia State played Sun Belt champion and national seed UL Lafayette, ACC champion Georgia Tech, Atlantic Sun champion Kennesaw State, Big East champion Xavier and MAAC champion Siena, plus No. 1 seed Ole Miss. GSU also took series from Top 100 teams Illinois and Arkansas State and earned wins over Ole Miss, Mercer, Georgia, Xavier and UT Arlington.

All-Americans Wilson, Raffield Power Offense

Under Frady, the Georgia State program has earned a reputation for strong hitting, and 2014 was no exception. The Panthers smashed 60 home runs, good for fourth in the nation in total homers and second in home runs per game (1.07).

GSU ranked second in the Sun Belt in scoring (6.4 runs per game) and third in batting average (.294), standing among the nation's top 30 in both categories.

Wilson, the senior first baseman, and Raffield, the senior right fielder, led the way for the Panthers, each posting offensive numbers that rank among the best in school history.

Wilson ranked fourth in the nation with 18 home runs, the third-best season total in Georgia State history. He also stood among the conference and national leaders with 20 doubles, 52 RBI and 50 runs scored. He hit .322 with a Sun Belt-leading .683 slugging percentage and a .423 on-base percentage. Wilson hit 26 home runs in two seasons in a Panther uniform to rank in a tie for eighth place in school history.

Raffield was equally impressive with a .356 batting average, 14 homers and 59 RBI, ranking in the top 15 in the NCAA in both home runs (seventh) and RBI (15th). His career batting average of .368 is the second-best mark in GSU annals while his career slugging percentage of .650 is the school record. He drove in 110 runs in 108 career games, an average of 1.02 RBI per

game that is the best mark by a Panther.

Sophomore Matt Rose added 11 long-balls, making Georgia State one of just two schools in the nation with three or more players in double-digit homers. The trio ranked 1-2-3 in the Sun Belt.

Raffield, Wilson and Rose combined for 43 homers, 51 doubles, 145 RBI and 127 runs scored in the middle of the GSU batting order.

The Panthers also got strong offensive contributions from sophomore catcher Joey Roach (.301, 3 HR 23 RBI); senior shortstop Chad Prain (.284, 31 RBI, 41 runs); junior infielder Caden Bailey (.283, 14 doubles, 26 RBI); and senior outfielder Chris Triplett (.282, 5 HR).

Pitching Staff Hurt by Injuries

Georgia State's pitching staff was hampered by the absence of its top arm in Rose, a talented right-hander who was expected to be a force on the mound in addition but was limited to a designated hitter role for most of the season.

Rose, a 24th-round draft pick out of high school, displayed his talent early in the season in a complete-game victory over Ole Miss, one of the nation's top hitting clubs that would go on to the College World Series.

With Rose sidelined (1-1, 3.92), sophomore right-hander Nathan Bates and junior lefty Kenny Anderson became the mainstays of the rotation.

Although his record was just 1-3, Bates overcame an early-season injury to become the Panthers' most effective

starter. He pitched into the sixth inning or later in his final seven starts, including a 2-1 victory at UALR in which he did not allow an earned run, a 10-strikeout performance against Arkansas State, and tough-luck losses at Western Kentucky (2-1) and Texas State (4-2).

Anderson's (5-5) season was highlighted by wins over Georgia, Western Kentucky, Troy and Arkansas State.

Junior closer Kevin Burgee posted a 3-1 record, eight saves and a 2.97 ERA. His eight saves ranked third in the Sun Belt and equal the second-best season total in school history.

Senior Ben Burns, a dependable lefty out of the bullpen, equalled Anderson's team lead with five victories to improve his two-year career record to 11-4.

The Panthers set a school record with 21 pickoffs, including seven by Anderson and five by Burns.

Honors Abound

The remarkable offensive numbers produced by Wilson and Raffield proved worthy of national acclaim. Wilson received second-team All-America accolades from Louisville Slugger/Collegiate Baseball, while Raffield collected third-team honors from both Louisville Slugger/Collegiate Baseball and the National Collegiate Baseball Writers Association. Raffield's selection followed honorable mention recognition from Louisville Slugger/CollegeBaseballInsider.com in 2013, making him the first two-time All-American in Panther baseball annals. He is just the third Georgia State athlete in any sport to accomplish that feat.

Both players earned the opportunity to play professional baseball. Wilson was selected by the Tampa Bay Rays in the 24th round of the Major League Baseball First-Year Player Draft, and Raffield was chosen by the St. Cardinals in the 37th round.

"For two years, those two guys have done everything right, on and off the field, so it is very gratifying to see them earn the chance to display their talents in professional baseball," GSU head coach Greg Frady said. "They have given so much to our university and our baseball program, and now that they will be professionals and alumni, I couldn't think of better representatives for Georgia State."

In its first year in the conference, Georgia State saw three individuals earn first-team All-Sun Belt Conference honors

in Wilson, Raffield and sophomore catcher Joey Roach.

Raffield also earned first-team All-Atlantic Region honors from the American Baseball Coaches Association for the second straight year. Wilson was a semifinalist for the Gregg Olson Award as the "Breakout Player of the Year."

Wins at Ole Miss, Georgia Highlight Non-Conference Slate

Georgia State opened the season by taking two out of three games from Big Ten foe Illinois, a 2013 NCAA Tournament team. To do so, the Panthers needed a dramatic walk-off win on Opening Day as Prain tied the game in the bottom of the ninth with a run-scoring double and then senior Greg Bowder won it in the 10th.

The Panthers played a weekend series at Ole Miss, a team that would go on to earn a No. 1 seed in the NCAA Tournament and advance to the College World Series. After dropping the first two games, Georgia State came through with perhaps its biggest victory of the season with a 6-4 win on Sunday. Chris Triplett's two-run homer in the seventh inning turned a 4-3 deficit into a 5-4 lead, and Rose pitched a complete game, allowing four runs on eight hits with four strikeouts.

Playing a fourth straight road game against a Southeastern Conference foe, Georgia State earned a 3-2 victory at Georgia behind the pitching of Anderson, who allowed two runs on six hits in 6.2 innings. The Panthers defeated Georgia for the second straight year and won in Athens for the first time since 2001 and just the third time ever.

In a 6-5, walk-off win over Xavier--which went to win the Big East--Wilson homered to begin a remarkable stretch in which he had six homers and 17 RBI in six games. He was named Louisville Slugger National Player of the Week, NCBWA National Hitter of the Week and Sun Belt Player of the Week on March 17.

Anderson turned in another strong performance to give Georgia State a victory over Western Kentucky its first Sun Belt game, and then the Panthers earned their first Sun Belt series win against Troy.

Georgia State concluded its home slate with series victories over Arkansas State and South Alabama, capped by a drama-filled Senior Day. In the 15-10, come-from-behind victory over the

INDIVIDUAL AWARDS

NATIONAL HONORS

Louisville Slugger/Collegiate Baseball All-America:

Nic Wilson, 1B (2nd team)
Chase Raffield, OF (3rd team)

NCBWA All-America Team:
Chase Raffield, OF (3rd team)

Johnny Bench Award (Nation's Top Catcher), Watch List:

Joey Roach, C

NATIONAL WEEKLY HONORS

Louisville Slugger National Player of the Week:

Nic Wilson, 1B (March 17)
Nic Wilson, 1B (May 5)

NCBWA National Hitter of the Week:
Nic Wilson, 1B (March 17)

REGIONAL HONORS

ABCA All-Atlantic Region:
Chase Raffield, OF (first team)

CONFERENCE HONORS

First-team All-Sun Belt
Chad Prain, SS
Nic Wilson, 1B
Chase Raffield, OF
Joey Roach, C

CONFERENCE WEEKLY HONORS

Sun Belt Player of the Week:
Nic Wilson, 1B (March 17)

Jaguars, Raffield hit his second grand slam of the season, and Wilson crushed three homers in consecutive at-bats to tie the Georgia State and Sun Belt single-game record. That performance earned Wilson his second Louisville Slugger National Player of the Week award.

Faced with playing its final two conference series on the road at ULM and Western Kentucky, the Panthers won two games but came up just one victory short of earning a berth in the Sun Belt Conference Tournament.

"It's hard to see these seniors leave," Frady said. "But they did help us forge a new path in the Sun Belt. It's a path that we didn't know much about as we went through it this year. I think we found out that we are doing some things that can work and there are some things we have to adjust to. Every game in the Sun Belt is valuable as we go forward."

RECORD: 25-31 Overall, 11-19 Sun Belt (T-8th)

Home 19-14, Away 6-17

Player	avg	gp-gs	ab	r	h	2b	3b	hr	rbi	tb	slg%	bb	hp	so	gdp	ob%	sf	sh	sb-att	po	a	e	fld%
32 Raffield, Chase	.364	54-54	195	44	71	18	0	14	58	131	.672	27	7	26	3	.453	3	1	7-10	126	5	9	.936
22 Wilson, Nic	.332	54-54	199	50	66	20	0	18	52	140	.704	32	3	54	5	.426	3	0	0-0	406	29	5	.989
5 Rose, Matt	.318	50-47	195	33	62	12	0	11	34	107	.549	12	2	36	2	.362	1	0	4-5	12	28	3	.930
8 Roach, Joey	.296	52-42	142	17	42	8	1	3	23	61	.430	12	7	27	3	.372	3	3	1-1	234	41	8	.972
2 Triplett, Chris	.284	54-51	190	29	54	14	2	5	22	87	.458	16	2	52	0	.344	1	5	8-11	118	3	2	.984
9 Prain, Chad	.283	54-48	191	40	54	11	1	2	27	73	.382	21	7	36	3	.374	0	3	8-12	55	79	24	.848
7 Bailey, Caden	.279	52-51	201	28	56	14	0	1	26	73	.363	14	8	31	4	.345	3	8	5-8	57	101	13	.924
34 Bowder, Greg	.254	48-35	118	20	30	5	0	0	16	35	.297	18	7	33	4	.382	1	4	6-6	64	71	8	.944

3 Fessler, Andrew	1.000	1-0	1	1	1	0	0	0	0	1	1.000	0	0	0	0	1.000	0	0	0-0	2	6	0	1.000
14 Sweeting, Trae	.333	31-11	48	15	16	2	2	1	7	25	.521	5	6	11	1	.450	1	0	4-5	37	3	0	1.000
27 Parrish, Austin	.333	10-0	9	1	3	1	0	0	4	4	.444	1	0	1	0	.400	0	0	0-0	20	2	1	.957
4 Clements, James	.310	31-18	71	12	22	3	0	0	10	25	.352	7	1	8	1	.375	1	2	1-1	31	7	2	.950
19 Moon, Zach	.306	28-13	49	8	15	1	1	1	10	21	.429	3	3	17	1	.382	0	2	2-2	72	7	2	.975
1 Mayo, David	.262	15-8	42	11	11	3	0	1	7	17	.405	3	1	13	0	.326	0	0	0-1	19	1	0	1.000
15 Levy, David	.259	42-24	81	12	21	4	1	0	14	27	.333	13	3	13	0	.378	1	2	6-9	45	77	11	.917
16 Blanton, Ryan	.245	52-23	102	18	25	1	0	3	13	35	.343	13	3	22	1	.345	1	4	6-7	92	1	1	.989
38 Stone, Jody	.194	16-7	36	9	7	4	0	0	5	11	.306	4	3	9	0	.318	1	0	1-1	8	1	2	.818
35 Cash, Hunter	.000	1-0	1	1	0	0	0	0	0	0	.000	0	0	0	0	.000	0	0	0-0	1	1	1	.667
11 McLaughlin, Aidan	.000	1-0	1	0	0	0	0	0	1	0	.000	0	0	0	0	.000	0	0	0-0	1	5	0	1.000
21 Burns, Ben	.000	1-0	1	0	0	0	0	0	0	0	.000	0	0	1	0	.000	0	0	0-0	1	11	0	1.000
26 Wages, Wayne	.000	3-0	0	1	0	0	0	0	0	0	.000	0	0	0	0	.000	0	0	0-0	0	4	0	1.000
Totals	.297	54	1873	350	556	121	8	60	329	873	.466	201	63	390	28	.380	20	34	59-79	1422	543	98	.952
Opponents	.306	54	1924	374	589	113	13	38	336	842	.438	187	74	329	28	.385	24	43	60-91	1417	505	63	.968

LOB - Team (425), Opp (458). DPs turned - Team (35), Opp (40). CI - Team (2), Roach, Joey 2, Opp (1). IBB - Team (8), Raffield, C 3, Rose, Matt 2, Wilson, Nic 1, Triplett, C 1, Roach, Joey 1, Opp (3). Picked off - Bailey, C 2, Roach, Joey 1, Triplett, C 1, Moon, Zach 1, Rose, Matt 1, Sweeting, T 1, Raffield, C 1.

(All games Sorted by Earned run avg)

Player	era	w-l	app	gs	cg	sho	sv	ip	h	r	er	bb	so	2b	3b	hr	b/avg	wp	hp	bk	sfa	sha
20 Bates, Nathan	5.01	1-2	12	10	0	0/0	0	55.2	54	35	31	23	48	9	1	3	.255	7	13	0	1	3
24 Anderson, Kenny	6.27	5-5	15	13	0	0/0	0	74.2	99	61	52	31	35	23	0	5	.328	0	6	0	5	10

29 Prescott Alex	2.57	0-0	9	0	0	0/0	0	7.0	7	2	2	8	5	1	1	0	.259	0	5	0	0	0
6 Lelko, Michael	3.12	0-0	8	0	0	0/0	0	8.2	4	3	3	5	7	0	1	0	.143	0	4	0	0	1
31 Burgee, Kevin	3.16	3-1	22	0	0	0/0	7	31.1	30	14	11	10	24	8	1	1	.263	1	1	0	1	9
5 Rose, Matt	3.92	1-1	4	4	1	0/0	0	20.2	21	9	9	7	20	4	1	3	.273	0	1	0	0	3
35 Cash, Hunter	5.23	0-0	17	0	0	0/0	0	20.2	21	15	12	9	11	5	1	1	.253	0	1	0	1	1
17 Stuckey, Jerry	5.25	3-5	26	0	0	0/0	0	36.0	46	23	21	9	26	5	3	1	.315	3	4	1	0	3
21 Burns, Ben	5.40	4-1	22	0	0	0/0	1	28.1	35	17	17	7	13	3	1	2	.318	2	5	2	0	3
1 Mayo, David	5.40	0-0	2	0	0	0/0	0	1.2	2	2	1	3	4	1	0	0	.250	0	0	0	0	0
13 Ford, Garrett	6.06	1-1	15	4	0	0/0	0	35.2	49	30	24	9	22	8	0	5	.320	3	4	1	3	1
11 McLaughlin, Aidan	6.97	1-2	20	3	0	0/0	1	40.0	48	37	31	12	22	12	0	4	.289	5	10	0	3	2
12 McClure, Tyler	7.15	2-7	12	8	0	0/0	0	34.0	55	41	27	12	24	12	2	2	.364	3	6	1	4	2
3 Fessler, Andrew	7.31	3-4	18	7	0	0/0	0	44.1	60	44	36	26	41	9	1	7	.319	3	9	1	4	3
26 Wages, Wayne	7.77	0-1	13	5	0	0/0	0	22.0	38	23	19	7	14	8	0	2	.369	2	3	0	2	1
18 Stanley, Connor	10.80	0-0	14	0	0	0/0	0	13.1	20	18	16	9	13	5	0	2	.357	2	2	0	0	1
Totals	5.91	24-30	54	54	1	0/0	9	474.0	589	374	311	187	329	113	13	38	.306	31	74	6	24	43
Opponents	5.91	30-24	54	54	3	2/1	13	472.1	556	350	310	201	390	121	8	60	.297	37	63	10	20	34

PB - Team (17), Roach, Joey 10, Moon, Zach 6, Sweeting, T 1, Opp (5). Pickoffs - Team (21), Anderson, K 7, Burns, Ben 5, McClure, T 3, Ford, G 2, Bates, N 2, Moon, Zach 1, McLaughlin, A 1, Opp (8). SBA/ATT - Roach, Joey (48-66), Moon, Zach (12-14), McLaughlin, A (10-13), McClure, T (8-13), Anderson, K (4-11), Fessler, A (10-10), Bates, N (8-10), Burns, Ben (4-7), Stuckey, J (1-6), Burgee, K (3-5), Cash, H (4-4), Ford, G (2-4), Stanley, C (3-3), Rose, Matt (2-3), Prescott, A (0-1), Wages, W (1-1).

GAME-BY-GAME RESULTS

Date	Opponent	Score	Inns	Overall	Sun Belt	Pitcher of record	Attend	Time
Feb 14, 2014	ILLINOIS	w 5-4	(10)	1-0-0	0-0-0	Stuckey, J (W 1-0)	272	2:54
Feb 15, 2014	ILLINOIS	L 13-19	9	1-1-0	0-0-0	McLaughlin, A (L 0-1)	272	3:44
Feb 16, 2014	ILLINOIS	w 10-6	9	2-1-0	0-0-0	Stuckey, J (W 2-0)	251	2:58
Feb 18, 2014	at Savannah State	w 7-6	9	3-1-0	0-0-0	McClure, T (W 1-0)	150	3hr2
Feb 21, 2014	at Ole Miss	L 0-3	9	3-2-0	0-0-0	Bates, N (L 0-1)	9042	1:57
Feb 22, 2014	at Ole Miss	L 1-9	9	3-3-0	0-0-0	Fessler, A (L 0-1)	9157	2:25
Feb 23, 2014	at Ole Miss	w 6-4	9	4-3-0	0-0-0	Rose, Matt (W 1-0)	7164	2:50
Feb 26, 2014	at Georgia	w 3-2	9	5-3-0	0-0-0	Anderson, K (W 1-0)	1473	2:39
Feb 28, 2014	NORTHERN KENTUCKY	L 5-6	(11)	5-4-0	0-0-0	Stuckey, J (L 2-1)	204	3:01
Mar 01, 2014	NORTHERN KENTUCKY	L 3-4	9	5-5-0	0-0-0	Fessler, A (L 0-2)	250	2:47
Mar 02, 2014	NORTHERN KENTUCKY	w 13-2	9	6-5-0	0-0-0	Burns, Ben (W 1-0)	207	2:54
Mar 04, 2014	at Kennesaw State	L 0-3	9	6-6-0	0-0-0	McClure, T (L 1-1)	305	2:49
Mar 07, 2014	XAVIER	L 1-16	9	6-7-0	0-0-0	Anderson, K (L 1-1)	216	2:55
Mar 08, 2014	XAVIER	L 10-11	9	6-8-0	0-0-0	Burns, Ben (L 1-1)	233	2:59
Mar 09, 2014	XAVIER	w 7-6	(10)	7-8-0	0-0-0	Burgee, K (W 1-0)	266	3:08
Mar 11, 2014	SIENA	w 15-9	9	8-8-0	0-0-0	Burns, Ben (W 2-1)	183	2:58
Mar 12, 2014	SIENA	w 19-5	9	9-8-0	0-0-0	Fessler, A (W 1-2)	167	3:20
* Mar 14, 2014	WESTERN KENTUCKY	w 6-5	9	10-8-0	1-0-0	Anderson, K (W 2-1)	240	2:41
* Mar 15, 2014	WESTERN KENTUCKY-1	L 3-4	9	10-9-0	1-1-0	Rose, Matt (L 1-1)	252	3:16
* Mar 15, 2014	WESTERN KENTUCKY-2	L 5-6	(10)	10-10-0	1-2-0	Burgee, K (L 1-1)	252	2:06
Mar 19, 2014	GEORGIA TECH	L 4-9	9	10-11-0	1-2-0	McClure, T (L 1-2)	368	2:41
* Mar 21, 2014	at #5 UL Lafayette	L 3-8	9	10-12-0	1-3-0	Anderson, K (L 2-2)	3729	2:20
* Mar 22, 2014	at #5 UL Lafayette	L 6-14	9	10-13-0	1-4-0	Ford, G (L 0-1)	3624	2:30
* Mar 23, 2014	at #5 UL Lafayette	L 3-5	9	10-14-0	1-5-0	Fessler, A (L 1-3)	3338	2:18
Mar 25, 2014	ALABAMA A&M	w 19-3	9	11-14-0	1-5-0	McClure, T (W 2-2)	189	2:48
Mar 26, 2014	ALABAMA A&M	w 19-6	9	12-14-0	1-5-0	McLaughlin, A (W 1-1)	200	3:10
* Mar 28, 2014	TROY	w 8-6	9	13-14-0	2-5-0	Anderson, K (W 3-2)	203	2:38
* Mar 29, 2014	TROY	w 6-3	9	14-14-0	3-5-0	Burns, Ben (W 3-1)	244	2:15
* Mar 30, 2014	TROY	L 9-13	9	14-15-0	3-6-0	McClure, T (L 2-3)	262	2:57
Apr 02, 2014	at Georgia Tech	L 3-7	9	14-16-0	3-6-0	McClure, T (L 2-4)	1101	2:34
* Apr 04, 2014	at UALR	L 7-14	9	14-17-0	3-7-0	Stuckey, J (L 2-2)	342	3:05
* Apr 05, 2014	at UALR	w 3-2	9	15-17-0	4-7-0	Bates, N (W 1-1)	391	2:29
* Apr 06, 2014	at UALR	L 2-9	9	15-18-0	4-8-0	McClure, T (L 2-5)	205	2:30
Apr 09, 2014	MERCER	w 8-7	9	16-18-0	4-8-0	Burgee, K (W 2-1)	244	3:04
* Apr 11, 2014	UT ARLINGTON	w 11-10	9	17-18-0	5-8-0	Burns, Ben (W 4-1)	187	2:54
* Apr 12, 2014	UT ARLINGTON	L 3-6	9	17-19-0	5-9-0	Stuckey, J (L 2-3)	366	2:45
* Apr 13, 2014	UT ARLINGTON	L 4-6	9	17-20-0	5-10-0	McClure, T (L 2-6)	232	2:51
* Apr 18, 2014	at Texas State	L 1-8	9	17-21-0	5-11-0	Anderson, K (L 3-3)	1221	2:22
* Apr 19, 2014	at Texas State	L 2-4	9	17-22-0	5-12-0	Bates, N (L 1-2)	1263	2:29
* Apr 20, 2014	at Texas State	L 1-4	9	17-23-0	5-13-0	McClure, T (L 2-7)	1114	2:07
Apr 22, 2014	OGLETHORPE	w 18-2	9	18-23-0	5-13-0	Ford, G (W 1-1)	159	2:41
Apr 23, 2014	SAVANNAH STATE	w 12-6	9	19-23-0	5-13-0	Fessler, A (W 2-3)	270	2:54
* Apr 25, 2014	ARKANSAS STATE	w 5-1	9	20-23-0	6-13-0	Anderson, K (W 4-3)	173	2:27
* Apr 26, 2014	ARKANSAS STATE	w 7-6	(10)	21-23-0	7-13-0	Burgee, K (W 3-1)	259	3:14
* Apr 27, 2014	ARKANSAS STATE	L 6-10	9	21-24-0	7-14-0	Fessler, A (L 2-4)	211	3:15
* May 02, 2014	SOUTH ALABAMA	L 1-8	9	21-25-0	7-15-0	Anderson, K (L 4-4)	236	2:08
* May 03, 2014	SOUTH ALABAMA	w 7-4	9	22-25-0	8-15-0	Stuckey, J (W 3-3)	240	2:39
* May 04, 2014	SOUTH ALABAMA	w 15-10	9	23-25-0	9-15-0	Fessler, A (W 3-4)	315	3:20
May 07, 2014	KENNESAW STATE	L 6-11	9	23-26-0	9-15-0	Stuckey, J (L 3-4)	207	3:02
* May 09, 2014	at UL Monroe	w 6-5	9	24-26-0	10-15-0	Anderson, K (W 5-4)	773	2:55
* May 10, 2014	at UL Monroe	L 6-10	9	24-27-0	10-16-0	Stuckey, J (L 3-5)	922	3:02
* May 11, 2014	at UL Monroe	L 1-11	7	24-28-0	10-17-0	McLaughlin, A (L 1-2)	772	2:05
May 13, 2014	at Mercer	L 5-6	9	24-29-0	10-17-0	Wages, W (L 0-1)	447	2:40
* May 15, 2014	at Western Kentucky	L 1-10	9	24-30-0	10-18-0	Anderson, K (L 5-5)	315	2:51

() extra inning game

TEAM BATTING GAME-BY-GAME

Date	Opponent	ab	r	h	rbi	2b	3b	hr	tb	bb	ibb	sb	cs	hbp	sac	sf	gdp	k	po	a	e	lob	avg
Feb 14	ILLINOIS	35	5	9	5	2	0	0	11	5	1	0	0	2	2	0	0	6	30	17	0	10	.257
Feb 15	ILLINOIS	43	13	19	13	1	0	4	32	7	0	0	0	1	1	0	1	9	27	7	4	12	.359
Feb 16	ILLINOIS	38	10	17	10	3	0	1	23	4	1	0	1	0	1	0	0	11	27	9	3	9	.388
Feb 18	at Savannah State	35	7	13	6	4	0	0	17	6	0	2	1	1	0	0	0	7	27	10	3	8	.384
Feb 21	at Ole Miss	30	0	5	0	0	0	0	5	0	0	0	1	0	1	0	1	4	24	11	0	4	.348
Feb 22	at Ole Miss	30	1	4	1	2	0	0	6	1	0	1	0	0	1	0	0	9	24	13	1	4	.318
Feb 23	at Ole Miss	39	6	14	5	2	1	2	24	0	0	3	0	2	1	0	1	9	27	10	0	9	.324
Feb 26	at Georgia	27	3	3	3	1	0	0	4	3	0	0	0	3	0	1	1	9	27	10	2	4	.303
Feb 28	NORTHERN KENTUCK	39	5	8	4	3	0	2	17	4	2	3	0	0	2	0	0	6	33	17	1	7	.291
Mar 01	NORTHERN KENTUCK	31	3	7	2	1	0	1	11	8	0	1	0	2	1	0	1	5	27	9	0	12	.285
Mar 02	NORTHERN KENTUCK	36	13	13	13	5	0	2	24	4	0	0	1	4	0	1	0	4	27	6	0	8	.292
Mar 04	at Kennesaw State	32	0	6	0	2	0	0	8	3	0	1	1	1	0	0	0	13	24	10	1	9	.284
Mar 07	XAVIER	34	1	7	1	1	0	0	8	1	0	0	0	1	0	0	0	8	27	13	3	8	.278
Mar 08	XAVIER	36	10	11	10	2	0	0	13	2	0	0	0	2	0	1	0	3	27	13	4	4	.280
Mar 09	XAVIER	39	7	15	6	3	0	2	24	3	1	2	0	3	1	0	2	9	30	8	3	12	.288
Mar 11	SIENA	40	15	19	15	7	0	2	32	7	0	0	1	0	0	0	0	4	27	15	4	8	.301
Mar 12	SIENA	39	19	19	19	6	0	4	37	8	0	4	2	1	0	2	1	6	27	11	0	7	.313
*Mar 14	WESTERN KENTUCKY	33	6	10	6	1	0	1	14	5	0	0	1	1	0	0	0	6	27	8	3	9	.313
*Mar 15	WESTERN KENTUCKY	33	3	8	3	3	0	1	14	8	0	4	1	1	2	0	0	9	27	12	2	14	.309
*Mar 15	WESTERN KENTUCKY	35	5	9	5	2	0	1	14	4	0	0	1	0	1	0	2	6	30	12	0	5	.307
Mar 19	GEORGIA TECH	33	4	6	3	1	0	0	7	1	0	2	0	1	0	0	0	8	27	10	1	4	.301
*Mar 21	at UL Lafayette	32	3	3	3	0	0	1	6	3	0	0	0	3	0	0	1	8	24	14	0	8	.293
*Mar 22	at UL Lafayette	38	6	13	5	2	0	2	21	2	0	1	0	1	1	1	1	9	24	8	1	10	.295
*Mar 23	at UL Lafayette	32	3	6	3	0	0	1	9	2	0	0	0	2	0	0	1	10	24	7	0	6	.291
Mar 25	ALABAMA A&M	39	19	17	18	6	0	1	26	8	0	2	0	6	1	0	1	5	27	11	0	11	.297
Mar 26	ALABAMA A&M	40	19	17	17	1	0	2	24	7	0	2	0	4	0	3	0	4	27	8	1	11	.303
*Mar 28	TROY	32	8	9	7	4	0	1	16	7	1	1	0	2	1	0	0	8	27	13	3	10	.302
*Mar 29	TROY	31	6	8	5	1	0	1	12	5	0	2	0	1	2	0	0	6	27	8	1	9	.301
*Mar 30	TROY	38	9	15	9	2	0	1	20	5	0	1	0	1	2	1	0	2	27	8	3	11	.304
Apr 02	at Georgia Tech	34	3	9	3	2	0	0	11	7	0	1	0	0	0	0	1	5	24	6	2	11	.303
*Apr 04	at UALR	36	7	14	6	8	1	0	24	2	0	0	0	3	1	2	4	4	24	6	3	10	.306
*Apr 05	at UALR	29	3	5	3	0	0	2	11	5	0	2	2	1	0	1	0	13	27	10	1	6	.302
*Apr 06	at UALR	31	2	5	2	3	0	1	11	0	0	0	0	0	0	1	0	9	24	10	3	3	.299
Apr 09	MERCER	35	8	15	8	1	0	2	22	1	1	1	1	1	1	0	3	9	27	12	5	5	.302
*Apr 11	UT ARLINGTON	37	11	13	10	2	0	2	21	1	0	0	0	2	0	0	1	6	27	11	1	5	.304
*Apr 12	UT ARLINGTON	30	3	7	2	0	0	0	7	3	0	0	0	1	2	0	1	7	27	7	2	6	.302
*Apr 13	UT ARLINGTON	38	4	11	4	1	0	1	15	1	0	1	0	0	0	0	0	4	27	15	4	8	.302
*Apr 18	at Texas State	31	1	5	1	2	0	0	7	1	0	0	0	0	0	0	1	9	24	10	3	4	.298
*Apr 19	at Texas State	33	2	6	2	1	0	0	7	2	0	0	0	0	3	0	0	6	24	11	0	9	.296
*Apr 20	at Texas State	31	1	4	1	0	0	1	7	3	0	0	0	0	0	0	0	6	24	10	2	6	.292
Apr 22	OGLETHORPE	40	18	18	18	5	3	0	29	11	0	6	0	3	0	2	0	5	27	6	0	14	.296
Apr 23	SAVANNAH STATE	37	12	16	12	3	1	2	27	3	0	6	0	0	0	1	1	6	27	9	3	6	.300
*Apr 25	ARKANSAS STATE	32	5	8	5	1	1	2	17	5	0	2	0	0	1	0	0	6	27	10	3	9	.299
*Apr 26	ARKANSAS STATE	36	7	12	6	1	0	0	13	4	0	0	1	0	2	1	0	7	30	9	1	8	.300
*Apr 27	ARKANSAS STATE	38	6	12	6	2	0	1	17	6	0	0	0	0	0	0	0	7	27	7	2	11	.300
*May 02	SOUTH ALABAMA	30	1	4	1	1	0	0	5	1	0	0	0	0	0	0	0	6	27	8	0	3	.297
*May 03	SOUTH ALABAMA	33	7	9	7	3	0	2	18	5	0	4	0	0	1	0	0	12	27	12	1	8	.296
*May 04	SOUTH ALABAMA	37	15	16	15	2	1	5	35	8	0	0	1	1	1	1	0	9	27	9	4	9	.299
May 07	KENNESAW STATE	37	6	8	4	2	0	0	10	3	1	4	2	1	0	0	0	10	27	9	1	8	.298
*May 09	at UL Monroe	39	6	14	5	3	0	1	20	2	0	0	1	0	0	1	0	8	27	11	1	9	.299
*May 10	at UL Monroe	34	6	9	5	1	0	2	16	1	0	0	1	1	1	0	0	11	24	13	3	4	.298
*May 11	at UL Monroe	25	1	7	0	2	0	0	9	0	0	0	0	1	0	0	1	5	18	6	2	4	.298
May 13	at Mercer	35	5	10	5	3	0	3	22	3	0	0	0	1	0	0	1	7	24	9	2	7	.298
*May 15	at Western Kentucky	36	1	9	1	4	0	0	13	0	0	0	0	1	0	0	0	10	24	9	5	9	.297
*May 16	at Western Kentucky	29	1	6	0	0	0	0	6	6	1	1	1	1	4	0	0	6	24	12	0	12	.295
*May 17	at Western Kentucky	33	5	7	5	3	1	0	12	6	0	0	1	0	0	0	0	8	27	7	0	7	.294
Totals		1935	356	569	334	124	9	60	891	213	9	60	22	64	38	20	28	404	1473	562	98	444	.294

TEAM PITCHING GAME-BY-GAME

Date	Opponent	ip	h	r	er	bb	so	2b	3b	hr	wp	bk	hbp	dp	ibb	score	w-l	sv	era
Feb 14	ILLINOIS	10.0	7	4	4	4	8	2	0	1	1	0	0	1	0	5-4	1-0	0	3.60
Feb 15	ILLINOIS	9.0	20	19	13	7	6	3	1	1	0	2	3	0	0	13-19	1-1	0	8.05
Feb 16	ILLINOIS	9.0	7	6	3	5	11	2	0	1	0	0	0	0	0	10-6	2-1	0	6.43
Feb 18	at Savannah State	9.0	12	6	4	3	6	2	0	0	0	0	0	2	0	7-6	3-1	1	5.84
Feb 21	at Ole Miss	8.0	7	3	3	4	3	0	0	0	0	0	1	2	0	0-3	3-2	1	5.40
Feb 22	at Ole Miss	8.0	17	9	9	2	6	2	1	2	0	0	2	0	0	1-9	3-3	1	6.11
Feb 23	at Ole Miss	9.0	8	4	4	4	4	1	1	0	0	0	1	2	0	6-4	4-3	1	5.81
Feb 26	at Georgia	9.0	6	2	1	4	5	0	0	0	0	0	1	1	0	3-2	5-3	2	5.20
Feb 28	NORTHERN KENTUCK	11.0	14	6	4	3	6	2	0	1	2	0	3	1	0	5-6	5-4	2	4.94
Mar 01	NORTHERN KENTUCK	9.0	6	4	4	4	6	1	0	0	0	0	1	2	0	3-4	5-5	2	4.85
Mar 02	NORTHERN KENTUCK	9.0	9	2	2	1	8	2	0	1	0	0	0	0	0	13-2	6-5	2	4.59
Mar 04	at Kennesaw State	8.0	7	3	3	2	9	1	0	0	0	1	2	0	0	0-3	6-6	2	4.50
Mar 07	XAVIER	9.0	17	16	15	7	5	7	0	1	0	0	5	1	0	1-16	6-7	2	5.31
Mar 08	XAVIER	9.0	12	11	9	8	7	1	0	2	1	1	4	1	0	10-11	6-8	2	5.57
Mar 09	XAVIER	10.0	8	6	2	1	7	1	0	0	1	0	0	0	0	7-6	7-8	2	5.29
Mar 11	SIENA	9.0	14	9	4	8	4	3	0	1	0	0	0	1	0	15-9	8-8	2	5.21
Mar 12	SIENA	9.0	7	5	5	7	9	0	0	1	2	0	1	0	0	19-5	9-8	2	5.20
*Mar 14	WESTERN KENTUCKY	9.0	6	5	2	1	6	2	0	0	0	0	3	1	0	6-5	10-8	3	5.02
*Mar 15	WESTERN KENTUCKY	9.0	14	4	4	1	7	3	0	2	0	1	0	2	0	3-4	10-9	3	4.97
*Mar 15	WESTERN KENTUCKY	10.0	12	6	6	8	10	4	0	0	0	0	0	2	5-6	10-10	3	4.99	
Mar 19	GEORGIA TECH	9.0	15	9	8	0	9	7	0	0	1	0	0	0	0	4-9	10-11	3	5.14
*Mar 21	at UL Lafayette	8.0	10	8	8	2	6	2	0	1	0	0	3	0	0	3-8	10-12	3	5.29
*Mar 22	at UL Lafayette	8.0	17	14	14	2	2	5	0	4	1	0	1	0	0	6-14	10-13	3	5.70
*Mar 23	at UL Lafayette	8.0	9	5	5	3	6	1	0	5	0	1	1	1	0	3-5	10-14	3	5.69
Mar 25	ALABAMA A&M	9.0	7	3	2	2	9	0	2	0	0	0	1	0	0	19-3	11-14	3	5.54
Mar 26	ALABAMA A&M	9.0	10	6	6	3	11	2	0	0	1	0	3	1	0	19-6	12-14	3	5.56
*Mar 28	TROY	9.0	12	6	6	5	4	2	0	0	0	0	0	1	0	8-6	13-14	4	5.58
*Mar 29	TROY	9.0	10	3	1	0	6	1	0	0	2	0	1	1	0	6-3	14-14	5	5.41
*Mar 30	TROY	9.0	18	13	10	3	8	3	1	0	2	0	1	1	0	9-13	14-15	5	5.57
Apr 02	at Georgia Tech	8.0	10	7	6	4	4	1	0	1	2	0	0	1	0	3-7	14-16	5	5.61
*Apr 04	at UALR	8.0	13	14	12	1	6	6	0	1	0	0	3	0	0	7-14	14-17	5	5.84
*Apr 05	at UALR	9.0	6	2	1	3	5	1	0	0	1	0	1	0	0	3-2	15-17	6	5.68
*Apr 06	at UALR	8.0	13	9	7	6	3	2	1	0	1	0	0	1	0	2-9	15-18	6	5.74
Apr 09	MERCER	9.0	14	7	5	4	6	0	0	0	0	0	1	2	0	8-7	16-18	6	5.72
*Apr 11	UT ARLINGTON	9.0	13	10	9	2	4	2	0	2	0	0	0	1	0	11-10	17-18	7	5.82
*Apr 12	UT ARLINGTON	9.0	10	6	6	6	6	2	0	0	0	0	4	0	0	3-6	17-19	7	5.82
*Apr 13	UT ARLINGTON	9.0	9	6	4	4	4	2	0	0	2	0	4	0	0	4-6	17-20	7	5.77
*Apr 18	at Texas State	8.0	12	8	6	5	6	4	0	1	0	0	0	0	0	1-8	17-21	7	5.80
*Apr 19	at Texas State	8.0	10	4	4	1	3	3	0	1	0	0	2	0	0	2-4	17-22	7	5.77
*Apr 20	at Texas State	8.0	6	4	2	2	6	1	0	0	2	0	3	0	0	1-4	17-23	7	5.69
Apr 22	OGLETHORPE	9.0	6	2	2	1	8	1	1	1	0	0	1	0	0	18-2	18-23	7	5.59
Apr 23	SAVANNAH STATE	9.0	13	6	3	2	7	3	0	1	1	0	1	2	0	12-6	19-23	7	5.53
*Apr 25	ARKANSAS STATE	9.0	6	1	1	2	3	1	0	0	0	0	1	0	0	5-1	20-23	8	5.42
*Apr 26	ARKANSAS STATE	10.0	10	6	5	0	12	3	1	0	0	0	3	0	0	7-6	21-23	8	5.40
*Apr 27	ARKANSAS STATE	9.0	10	10	10	6	8	1	1	0	1	0	1	1	0	6-10	21-24	8	5.50
*May 02	SOUTH ALABAMA	9.0	11	8	8	4	7	2	0	1	0	0	1	1	0	1-8	21-25	8	5.56
*May 03	SOUTH ALABAMA	9.0	5	4	4	5	6	1	0	0	0	0	2	1	0	7-4	22-25	8	5.53
*May 04	SOUTH ALABAMA	9.0	14	10	7	4	7	2	0	0	1	0	2	1	0	15-10	23-25	8	5.56
May 07	KENNESAW STATE	9.0	16	11	11	2	3	2	2	0	1	0	2	2	0	6-11	23-26	8	5.67
*May 09	at UL Monroe	9.0	11	5	4	2	4	2	0	0	1	0	0	0	0	6-5	24-26	9	5.64
*May 10	at UL Monroe	8.0	13	10	9	7	2	1	1	0	4	0	1	0	1	6-10	24-27	9	5.71
*May 11	at UL Monroe	6.0	15	11	9	1	4	5	0	2	0	0	2	0	0	1-11	24-28	9	5.82
May 13	at Mercer	8.0	9	6	6	5	5	0	0	3	0	0	1	0	0	5-6	24-29	9	5.83
*May 15	at Western Kentucky	8.0	16	10	9	4	6	3	0	0	0	0	0	0	0	1-10	24-30	9	5.91
*May 16	at Western Kentucky	8.0	9	2	2	2	2	2	0	1	2	0	0	0	0	1-2	24-31	9	5.84
*May 17	at Western Kentucky	9.0	9	4	4	3	10	1	1	1	1	0	1	1	0	5-4	25-31	10	5.81
Totals		491.0	607	380	317	192	341	116	14	40	34	6	75	36	3	356-380	25-31	10	5.81

ALL-AMERICA HONORS

- | | | |
|---|--|---|
| 1995 Mark Mortimer, 3B
<i>First Team All-Freshman, Collegiate Baseball</i> | 2009 Justin Malone, RHP
<i>Freshman All-America 2nd Team, Pro-Line Athletic/NCBWA Freshman All-America, Louisville Slugger</i> | 2013 Josh Merrigan, CF
<i>Freshman All-America, (Collegiate Baseball) NCBWA Freshman All-America, second team</i> |
| 1996 Jason Glover, OF
<i>Third Team All-America, NCBWA</i> | 2013 Chad Prain, SS
<i>Honorable mention All-America (CollegiateInsider.com)</i> | 2014 Chase Raffield, OF
<i>Third-Team All-America, (Louisville Slugger/ Collegiate Baseball & NCBWA)</i> |
| 2001 Garrett Greer, C
<i>All-Freshman Honorable Mention, Collegiate Baseball</i> | 2013 Chase Raffield, DH
<i>Honorable mention All-America (CollegiateInsider.com)</i> | 2014 Nic Wilson, CF
<i>Second-Team All-America, (Louisville Slugger/ Collegiate Baseball)</i> |
| 2002 Rusty Bennett, C
<i>All-Freshman Honorable Mention, Collegiate Baseball</i> | 2013 Matt Rose, RHP-INF
<i>Freshman All-America (Collegiate Baseball)</i> | |
| 2002 Brett Strickland, RHP
<i>All-Freshman Honorable Mention, Collegiate Baseball</i> | | |



NIC WILSON



CHAD PRAIN



MATT ROSE



CHASE RAFFIELD



JUSTIN MALONE

PRESEASON ALL-AMERICANS

- D1Baseball Preseason All-America*
 Matt Rose, 3B (2nd) 2015
- NCBWA Preseason All-America*
 Jake Dyer, RP (3rd)..... 2012
 Chase Raffield, DH (3rd)..... 2014
- College Baseball Insider Preseason All-America (honorable mention)*
 Jake Dyer, RP..... 2012

ALL-ATLANTIC REGION (ABCA)

1996	Jason Glover, OF	2nd
1996	Mark Mortimer, C	2nd
1999	Jay Langston, OF	2nd
2000	Scott Youngbauer, SS	1st
2000	Chad Smith, OF	2nd
2013	Chase Raffield, DH	1st
2013	Chad Prain, SS	2nd
2014	Chase Raffield, OF	1st

ALL-NCAA REGIONAL

2009	Marc Mimeault, C	Atlanta
------	------------------	---------

ALL-SUN BELT CONFERENCE

1980	Russell Eagle, OF	1st
1980	Robbie Waits, P	1st
1980	Tim Chastain, 2B	1st
1980	Kelly Eslinger, C	1st
1980	Brent McGuire, DH	1st
1981	Greg Giles, OF	1st
2014	Chase Raffield, OF	1st
2014	Joey Roach, C	1st
2014	Nic Wilson, 1B	1st

TAAC PLAYER OF THE YEAR

1996	Jason Glover	OF
------	--------------	----

ALL-TAAC

1984	Tim Osborne C	1st
1985	Neil Merson, 3B	1st
1986	Britt Borders, 2B	1st
1986	John Hollins, P	1st
1986	Neil Merson, 3B	1st
1993	Jason Glover, OF	2nd
1994	Robert Pearson, 3B	2nd
1995	Frank McGarvey, DH	1st
1996	Jason Glover, OF	1st
1996	Mark Mortimer, C	1st
1996	Rodney Dickinson, P	2nd
1996	David Giancarlo, P	3rd
1997	Pat Euart, RP	2nd
1997	Mark Mortimer, C	2nd
1997	Rodney Dickinson, P	3rd
1998	Rodney Dickinson, P	2nd
1998	Bobby Kidd, DH	2nd
1998	Jay Langston, OF	2nd
1999	Bobby Kidd, C	1st
1999	Jay Langston, OF	1st
1999	Scott Youngbauer, SS	3rd
2000	Chad Smith, OF	1st
2000	Scott Youngbauer, SS	1st
2000	Paul Schlosser, C	2nd
2000	Billy Boughey, P	3rd
2000	Kevin Hopper, RP	3rd
2001	Jay Fields, OF	2nd
2001	Josh Vandiver, 1B	2nd



JOEY ROACH

TAAC ALL-FRESHMAN

2001	Garrett Greer	C
------	---------------	---

TAAC ALL-TOURNAMENT

2000	Michael Nelson	2B
------	----------------	----

ALL-ATLANTIC SUN

2002	Dustin Phillips, OF	2nd
2003	Dustin Phillips, DH	1st
2003	Sean Fitzgerald, SS	1st
2003	Ronnie Robinson, P	1st
2003	Rusty Bennett, C	1st
2004	Tim Burgess, 1B	2nd
2004	Ryan Sterling, 2B	2nd
2005	Justin Newman, OF	2nd

A-SUN ALL-FRESHMAN

2002	Brett Strickland	P
2003	Justin Newman	OF
2004	Charlie Pelt	C
2005	Jean-Michel Rochon-Salvas	SS
2005	Nick McEntyre	C

ALL-CAA

2007	Luke Gordon, DH	1st
2007	Charlie Pelt, 1B	2nd
2007	Eric Suttle, OF	2nd
2008	Derek Simmons, DH	1st
2008	J.M. Rochon-Salvas, 2B	2nd
2008	Bradley Logan, 3B	2nd
2008	Chase Childers, SS	3rd
2008	Robinson Polanco, P	3rd
2009	Derek Simmons, DH	1st
2009	Marc Mimeault, C	2nd

2009	Ryan Moore, P	2nd
2009	Aidan Francis, P	3rd
2009	Brandon Williams, UT	3rd
2010	Mark Micowski, OF	1st
2010	Ryan Fleming, OF	2nd
2010	Rob Lind, 2B	3rd
2010	Bradley Logan, 3B	3rd
2010	Carl Moniz, UT	3rd
2010	Aidan Francis, P	3rd
2011	Rob Lind, 2B	1st
2011	Mark Micowski, OF	1st
2011	Brandon Williams, 3B	1st
2011	Will Campbell, SP	2nd
2011	Drew Shields, DH	2nd
2011	Jake Dyer, RP	3rd
2013	Chad Prain, SS	1st
2013	Caden Bailey, 3B	2nd
2013	Josh Merrigan, OF	2nd
2013	Chase Raffield, DH	2nd

CAA ROOKIE OF THE YEAR

2013	Josh Merrigan	CF
------	---------------	----

CAA ALL-FRESHMAN

2006	Clayton Shunick	P
2009	Aidan Francis	P
2012	Caden Bailey	SS
2013	Josh Merrigan	OF
2013	Matt Rose	P-INF
2013	Joey Roach	C

CAA ALL-TOURNAMENT

2009	Justin Malone	P
2009	Michael McCree	OF
2009	Ryan Moore	P
2009	Bradley Logan (MVP)	1B/3B
2009	Marc Mimeault	C



CADEN BAILEY

NATIONAL HONORS

TPX Louisville Slugger
National Player of the Week:
 Chad Smith.....Feb. 21, 2000
 Nic Wilson, 1B.....March 17, 2014
 Nic Wilson, 1B..... May 5, 2014

Major League Baseball Canada
Player of the Week
 Paul SchlosserMarch 10, 2000

NCBWA National Hitter of the Week
 Mark Micowski.....March 7, 2010
 Nic Wilson, 1B.....March 17, 2014

College Baseball Insider
Region Player of the Week
 Mark Micowski.....March 7, 2010
 Mark Micowski.....March 23, 2011

College Baseball Foundation
National All-Star Lineup
 Mark Micowski.....March 7, 2010
 Rob Lind May 4, 2011

Gregg Olson Award (National Breakout Player of the Year), Semifinalist
 Chad Prain, SS 2013



MARC MIMEAULT, a native of Canada, was a two-time All-CAA selection and was named All-Regional at the 2009 NCAA Atlanta Regional.

TAAC/A-SUN PITCHER OF THE WEEK

Rodney Dickinson.....March 3, 1998
 Rodney Dickinson..... April 7, 1998
 Jody Edmondson April 14, 1998
 Ryan PatryloFeb. 21, 2000
 Ryan PatryloMarch 13, 2000
 David HawkinsFeb. 18, 2002
 David Hawkins May 20, 2002
 Ben RulonFeb. 14, 2005
 Ben Rulon April 11, 2005
 Ben Rulon May 16, 2005

TAAC/A-SUN PLAYER OF THE WEEK

Willie Stroud May 3, 1992
 Jason Glover April 18, 1994
 Jason GloverFeb. 20, 1996
 Jason GloverMarch 5, 1996
 Mark Mortimer..... April 8, 1997
 Scott Youngbauer.....Feb. 17, 1998
 Jay Langston May 3, 1999
 Chad Smith.....Feb. 21, 2000
 Paul Schlosser April 17, 2000
 Scott Youngbauer..... May 1, 2000
 Mic Knox.....March 5, 2001
 Jay Fields..... May 7, 2001
 Josh Vandiver.....Feb. 26, 2002
 Justin NewmanMarch 7, 2005

Trans-America Athletic Conference (TAAC) re-named Atlantic Sun Conference (A-Sun) July 1, 2001

CAA PITCHER OF THE WEEK

Romas HicksMarch 1, 2006
 Adam Bowling April 2, 2007
 Will Palmer..... May 14, 2007
 Will Palmer.....March 24, 2008
 Will Palmer..... April 21, 2008
 Ryan Moore.....Feb. 24, 2009
 Aidan Francis..... May 4, 2009
 David BuchananMarch 29, 2010
 Charley Olson May 10, 2010
 Justin Malone.....March 1, 2011
 Aidan Francis.....March 8, 2011
 Justin Malone..... April 25, 2011
 Will Campbell May 2, 2011
 Will Campbell May 16, 2011
 Justin Malone..... May 23, 2011

CAA PLAYER OF THE WEEK

Justin Newman April 10, 2006
 Chase Childers.....Feb. 26, 2008
 Bradley Logan May 12, 2008
 Chase Childers..... April 6, 2009
 Mark Micowski.....March 9, 2010
 Joey WoodMarch 15, 2010
 Carl Moniz..... April 12, 2010
 Rob Lind May 3, 2010
 Brandon WilliamsMarch 8, 2011



JAKE DYER followed an All-CAA season in 2011 with Preseason All-America honors in 2012.

Mark Micowski.....March 21, 2011
 Rob Lind May 2, 2011
 Scott SarrattMarch 5, 2013

CAA ROOKIE OF THE WEEK

Clayton Shunick..... May 15, 2006
 Jonathan Kolowich April 21, 2008
 Brandon WilliamsMarch 16, 2009
 Aidan Francis..... May 4, 2009
 Kody Adams.....Feb. 12, 2012
 Max Schmitz.....March 21, 2012
 Josh Merrigan.....Feb. 18, 2013
 Garrett FordMarch 11, 2013
 Josh Merrigan.....March 18, 2013
 Matt Rose..... April 8, 2013
 Nathan Bates April 15, 2013
 Josh Merrigan..... April 22, 2013
 Garrett Ford April 29, 2013
 Matt Rose..... May 13, 2013

SUN BELT PLAYER OF THE WEEK

Nic Wilson, 1B.....March 17, 2014

ALL-CANADIAN TEAM

2009 Marc Mimeault1st
 2009 Carl Moniz..... HM
 2008 J.M. Rochon-Salvas2nd
 2008 Marc Mimeault3rd
 2008 Carl Moniz (signed) HM
 2007 J.M. Rochon-Salvas HM
 2007 Marc Mimeault (signed).....2nd
 2006 J.M. Rochon-Salvas HM
 2000 Paul Schlosser1st

CAPITAL ONE ACADEMIC ALL-AMERICA

Chosen by College Sports Information Directors of America (CoSIDA)

All-America

2013 Scott Sarratt, C 2nd Team

All-District

1999 Bobby Kidd, C 2nd Team
 2000 Chad Smith, OF 1st Team
 2003 Kevin Kawasaki, OF 2nd Team
 2006 Jean-Michel Rochon-Salvas, INF 1st Team
 2007 Jean-Michel Rochon-Salvas, INF 1st Team
 2008 Jean-Michel Rochon-Salvas, INF 2nd Team
 2010 Daniel Blaustein, INF 2nd Team
 2011 Daniel Blaustein, INF 2nd Team
 2013 Scott Sarratt, C 1st Team



**SCOTT
SARRAT**

**GEORGIA STATE'S
FIRST ACADEMIC
ALL-AMERICAN**

TAAC ALL-ACADEMIC

Greg Brown 1993
 Kevin Campbell 1993
 Jason Flurry 1994
 Dexter Fulton 1994
 Brad Gardner 1994
 Keith Ingram 1994-95
 Keith Taylor 1994
 Chan Brown 1995
 Dan Corsi 1995
 David Donaldson 1995
 Jason Glover 1995
 Matt Griffin 1995
 Jed Hixson 1995, 1997-98
 Frank McGarvey 1995
 Jason Perry 1995-96, 1998
 Chad Bailey 1996-97
 Rodney Dickinson 1996
 David Giancarlo 1996-97
 Ray Hughes 1996
 Butch Maxey 1996
 Manse Waldrop 1996
 Jeremy Higgins 1997
 Ray Hughes 1997
 Clayton Joiner 1997
 Bobby Kidd 1997-99
 Steven Kidd 1997-00
 Kenny Mitchell 1997
 Jonathan Paden 1997
 Marcus Phillips 1997-98
 Chad Smith 1997-00
 Todd Souders 1998
 Rich Wiley 1998
 Billy Boughey 1999-00
 Kevin Hopper 1999-00
 Frank Merriam 1999
 Ryan Patrylo 1999
 Jason Sattler 1999-00
 Joel Dobbs 2000
 Brian McCartney 2000
 Ryan Patrylo 2000-01

Andrew Rush 2000-01
 Scott Youngbauer 2000
 Mic Knox 2001
 Justin Singleton 2001
 Brandon Thompson 2001
 Josh Vandiver 2001

A-SUN ALL-ACADEMIC

Kyle Breitbart 2002
 Mike Buchanan 2002-04
 David Hawkins 2002
 Kevin Kawasaki 2002-03
 Clint Mize 2002
 Michael Nelson 2002
 Jason Payne 2002
 Dustin Phillips 2002-03
 Ronnie Robinson 2002-03
 Josh Vandiver 2002
 Scott Boatman 2003
 Jonathan Craig 2003
 Sean Fitzgerald 2003
 Romas Hicks 2003-04
 Brandon Thompson 2003
 Cody Webb 2003-04
 Brian Williams 2003
 Rusty Bennett 2004
 Kenny Camp 2004
 Cliff Flagello 2004
 Stovie Moore 2004-05
 Ben Rulon 2004
 Dusty Bennett 2005
 T.J. Brandenburg 2005
 Micah Johnson 2005
 Butch Morris 2005
 Jean-Michel Rochon-Salvas 2005

CAA STUDENT-ATHLETE OF THE YEAR

Jean-Michel Rochon-Salvas 2007
 Jean-Michel Rochon-Salvas 2008

CAA COMMISSIONER'S LIST

Dusty Bennett 2006-08
 Carlos Cardoza-Oquendo 2006-07
 Jeramy Compton 2006-07
 David Ferrer 2006-09
 Matt Handley 2006
 Romas Hicks 2006
 Jean-Michel Rochon-Salvas 2006-08
 Zac Wright 2006-07
 Bobby Bennett 2007-08
 Adam Bowling 2007
 Drew Grant 2007-08
 Tim Lorek 2007
 Joel Reeves 2007-09
 Logan Sharrett 2007
 Matt Van Horn 2007-09
 Theo Asher 2008-11
 Aidan Francis 2008-09, 11
 Robert Hasenfelt 2008
 Marc Mimeault 2008-09
 Daniel Blaustein 2009-12
 Chris Hallum 2009
 Justin Malone 2009-10-12
 Ben Marshall 2009, 11
 Drew Parker 2009
 Robinson Polanco 2009
 Nick Squeglia 2009-12
 David Buchanan 2010
 Zach Chastain 2010-11
 Bryan Condotta 2010-11
 Wes Grant 2010-11
 Shane Hammond 2010-11
 Jonathan Kolowich 2010-12
 Rob Lind 2010-11
 Michael Moch 2010
 Carl Moniz 2010
 Ryan Moore 2010
 Aaron Schmitz 2010-11
 Sam Agnew-Wieland 2011
 Josh Chesler 2011
 Tyler Claburn 2011-12
 Brett Maxwell 2011

Charley Olson 2011
 Landon Bennett 2012
 Caleb Gore 2012
 Mark Hogan 2012
 Travis Lee 2012
 Alex Prescott 2012-13
 Scott Sarratt 2012
 Roy Seltentrijch 2012
 Max Schmitz 2012
 Gabe Shivers 2012
 T.J. Sullivan 2012
 Greg Bowder 2013
 James Clements 2013
 Andrew Fessler 2013
 Garrett Ford 2013
 Josh Merrigan 2013
 Matt McCloskey 2013
 Chase Raffield 2013
 Joey Roach 2013

SUN BELT COMMISSIONER'S ALL-ACADEMIC LIST

Ryan Blanton 2014
 Hunter Cash 2014
 Alex Prescott 2014
 Chase Raffield 2014
 Joey Roach 2014
 Connor Stanley 2014
 Jerry Stuckey 2014

SUN BELT ACADEMIC HONOR ROLL

Kenny Anderson 2014
 Nathan Bates 2014
 Greg Bowder 2014
 Kevin Burgee 2014
 Ben Burns 2014
 Andrew Fessler 2014
 Garrett Ford 2014
 Chris Triplett 2014
 Nic Wilson 2014



**DAVID
BUCHANAN**

GEORGIA STATE'S FIRST MAJOR LEAGUER made his debut with the Phillies in 2014. The right-handed pitcher was drafted in the seventh round from GSU in 2010.



**NIC
WILSON**



**CHASE
RAFFIELD**

NIC WILSON was drafted in 24th round last year by the Tampa Bay Rays and finished second in the Appalachian League in home runs. Teammate Chase Raffield played for the State College Spikes after being drafted by the St. Louis Cardinals.

2014	Nic Wilson, 1B	Tampa Bay Rays, 24th
	Chase Raffield, OF	St. Louis Cardinals, 37th
2012	Matt Rose #	Toronto Blue Jays, 24th
	Tyler Claburn	Baltimore Orioles, FA
2011	Kenny Straus, UT *	Seattle Mariners, 26th
	Jordan Weems, C *	Boston Red Sox, 3rd
	Deion Williams, SS *	Washington Nationals, 16th
	Aidan Francis, P	Australian League
	Rob Lind, 2B	Independent Team
	Mark Micowski, OF	Independent Team
	Charley Olson, P	German League
2010	David Buchanan, P	Philadelphia Phillies, 7th
	Bradley Logan, INF	Independent Team
2009	David Buchanan, P #	New York Mets, 6th
	Chase Childers, SS	Baltimore Orioles, FA
	Dustin Carder, P +	Baltimore Orioles, FA
	Will Palmer, P	Independent Team
	Robinson Polanco, P	Independent Team
	Derek Simmons, 1B/DH	Independent Team
2008	Clayton Shunick, RHP +	Cincinnati Reds, 5th
	Nick Fuller, P *	Atlanta Braves, 25th
	Kevin Dooley, P +	Independent Team
2007	Trevor Pippin, OF *	L.A. Angels of Anaheim, 4th
	Charlie Pelt, C/1B	St. Louis Cardinals, 29th
	Luke Gordon, DH	L.A. Angels of Anaheim, 35th
	Cliff Flagello, RHP +	Baltimore Orioles, 25th
	Adam Bowling, RHP	Chicago White Sox, FA
	Aeden McQueary, C	San Diego Padres, FA
	Eric Suttle, OF	Independent Team
2006	Mike Deveaux, SS +	Philadelphia Phillies, 33rd
	Romas Hicks, RHP	Kansas City Royals, 22nd
	Matt Handley, RHP	San Diego Padres, FA
	B.J. Hubbert, C/OF +	New York Mets, 32nd
	Justin Newman, RHP	Cincinnati Reds, Free Agent
	Tom Rispoli, P +	Independent Team
2005	Ryan Garmon, LHP	Cincinnati Reds, FA
	Brett Strickland, RHP	Colorado Rockies, 18th
	Ben Rulon, LHP	Tampa Bay Devil Rays, 38th

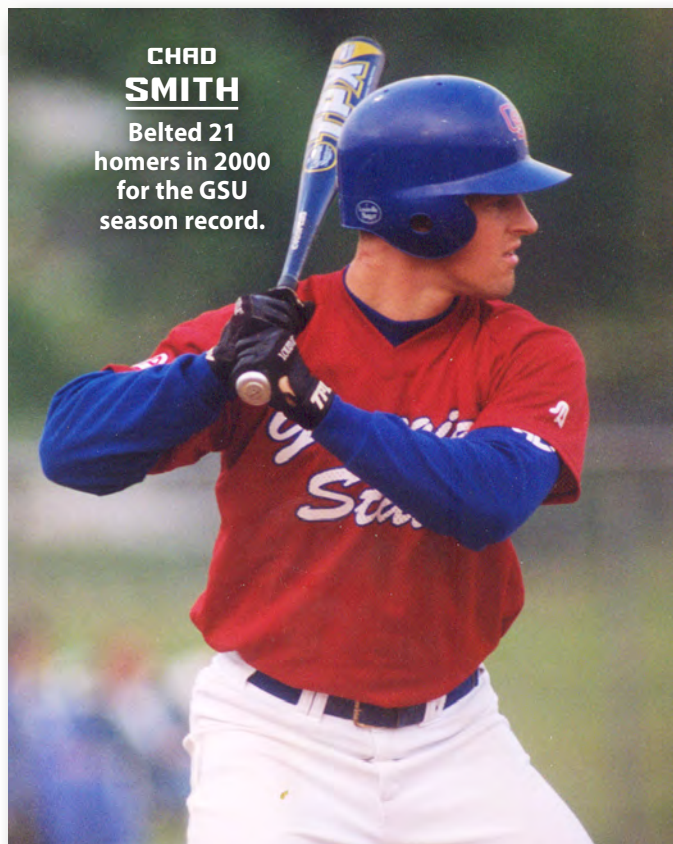
2004	Tim Burgess, 1B	Boston Red Sox, 21st
2003	Gabe Council, P	Independent Team+
	Jonathan Craig, RHP	Cincinnati Reds, FA
	Tanner Rogers, C *	Florida Marlins, 8th
	Ronnie Robinson, RHP	San Diego Padres, 24th
	Andrew Rush, RHP	Independent Team
2001	Jay Fields, OF	Independent Team
	Ryan Patrylo, RHP	Independent Team
2000	Scott Youngbauer, SS	Philadelphia Phillies, 10th
	Billy Boughey, RHP	Philadelphia Phillies, FA
	Kevin Hopper, RHP	Atlanta Braves, FA
1999	Jay Langston, OF	Pittsburgh Pirates, 12th
	Bobby Kidd, C	Independent Team
	Nathan Knight, INF	Independent Team
	Josh Perry, LHP	Independent Team
1998	Rodney Dickinson, RHP	Atlanta Braves, FA
	Matt Griffin, SS +	Chicago Cubs, 32nd
1997	Jamie Glore, P +	Independent Team
	Mark Mortimer, C	Atlanta Braves, FA
1996	Michael Brand, 2B	Independent Team
	Jason Glover, OF	Milwaukee Brewers, 30th
	Courteney Stewart, OF +	Chicago Cubs, 26th
1995	Jason Glover, OF	Baltimore Orioles, 43rd
	Jason Eller, OF/1B	Independent Team
	Keith Ingram, OF	Independent Team
	Brock Radaker, RHP	Independent Team
1988	Steve Fanning, SS +	St. Louis Cardinals, 7th
1980	Russell Eagle, OF	Atlanta Braves, 21st

Incoming signee who enrolled at GSU after being drafted

* Signee who opted to pursue professional career

+Finished career at another school

— INDIVIDUAL BATTING —



CHAD SMITH
Belted 21
homers in 2000
for the GSU
season record.

GAMES PLAYED

Season: 60 Matt Van Horn (2009)
Career: 229 Bradley Logan (2007-10)

BATTING AVERAGE

Season: .413 Tim Burgess (2004)
Career: .372 Mark Micowski (2010-11)

AT BATS

Game: 8 Mark Micowski at New Mexico State (3/14/10)
Mark Micowski vs. N.C. Central (3/5/10)
Season: 239 Mark Micowski (2011)
Career: 855 Bradley Logan (2007-10)

HITS

Game: 7 Mark Micowski vs. N.C. Central (3/5/10)
Season: 91 Mark Micowski (2010)
Brandon Williams (2010)
Career: 288 Bradley Logan (2007-10)

DOUBLES

Game: 4 Joey Wood vs. UNC-Asheville (3/9/10)
Season: 23 Mark Mortimer (1997)
Career: 63 Bradley Logan (2007-10)

TRIPLES

Game: 2 Justin Newman vs. UNC Wilmington (4/21/06)
Scott Youngbauer vs. Campbell (3/10/00)
Scott Youngbauer vs. Illinois-Chicago (2/18/00)
Baine Brooks vs. Florida State (4/1/84)
Baine Brooks vs. West Georgia (3/7/84)
Season: 9 Justin Newman (2006)
Baine Brooks (1984)
Career: 13 Justin Newman (2003-06)

HOME RUNS

Game: 3 Nic Wilson vs. South Alabama (5/4/14)
Chad Smith at Western Carolina (3/28/00)
Jason Glover vs. West Alabama (3/2/96)
Jason Glover vs. UNC Charlotte (2/17/96, 7)
Mark Mortimer vs. So. Wesleyan (4/18/95)
Neil Merson vs. Valdosta State (4/15/84)
Season: 21 Chad Smith (2000)
Career: 45 Jason Glover, (1993-96)

TOTAL BASES

Game: 15 Mark Micowski vs. N.C. Central (3/5/10)
Chad Smith at Western Carolina (3/28/00)
Season: 151 Scott Youngbauer (2000)
Career: 471 Bradley Logan (2007-10)

RUNS SCORED

Game: 6 Joey Wood at New Mexico State (3/14/10)
Mark Micowski vs. N.C. Central (3/7/10)
Chad Prain vs. Siena (3/12/14)
Season: 69 Mark Micowski (2010)
Career: 221 Bradley Logan (2007-10)

RUNS BATTED IN

Game: 8 Ryan Fleming vs. N.C. Central (3/6/10)
Chase Childers vs. Delaware (3/4/09)
Scott Youngbauer vs. Jacksonville State (4/23/00)
Ken Swygert vs. Georgia Southern (4/24/84)
Pete Diffin vs. Florida A&M (4/6/84)
Season: 73 Brandon Williams (2010)
Career: 208 Bradley Logan (2007-10)

STOLEN BASES

Game: 5 Henry Reese vs. Samford (3/8/85)
Season: 34 Jimmy Fowlkes (1980)
Career: 61 Jimmy Fowlkes (1979-81)

WALKS

Game: 4 Nine players. Last:
Rob Lind vs. Alabama State (3/15/11)
Season: 53, Rob Lind (2011)
Career: 120, Chase Childers (2006-09)

HIT BY PITCH

Game: 3 Caden Bailey vs. UNC Asheville (3/6/13)
Season: 16 T.J. Brandenburg, 2006; Nick Hogan, 2008
Career: 35 Bradley Logan (2007-10)

— INDIVIDUAL PITCHING —

APPEARANCES

Season: 28 Bobby Bennett (2006)
 Career: 81 Bobby Bennett (2005-08)

GAMES STARTED

Season: 17 David Giancarlo (1995)
 Robert Harrell (1993)
 Career: 50 Ryan Patrylo (1998-01)

COMPLETE GAMES

Season: 8 Paul Orr (1980)
 Rodney Dickinson (1996)
 Career: 16 Rodney Dickinson (1996-98)

SHUTOUTS

Season: 2 Ben Marshall (2012)
 David Hawkins (2002)
 Kevin Hopper (2000)
 Rodney Dickinson (1996 & 1998)
 Career: 4 Rodney Dickinson, (1996-98)

INNINGS PITCHED

Game: 10.1 Jonathan Craig vs. Jacksonville State (5/6/02)
 Season: 112.0 Billy Boughey (2000)
 Career: 308.1 Ryan Patrylo (1998-01)

WINS

Season: 9 Will Campbell (2011)
 Ronnie Robinson (2002)
 Rodney Dickinson (1998)
 Paul Orr (1980)
 Career: 24 Rodney Dickinson (1996-98)

WINNING PERCENTAGE

Minimum 5 decisions per season
 Season: .875 Justin Malone (7-1, 2011)
 Career: .800 Alan Traylor (8-2, 1979)

SAVES

Season: 10 Kevin Hopper (2000)
 Career: 14 Justin Malone (2009-12)



WILL CAMPBELL

Equalled the Georgia State single-season record with nine victories in 2011.

EARNED RUN AVERAGE

Season: 2.73 Billy Boughey (2000)
 Career: 3.93 Ronnie Robinson (2001-03)

STRIKEOUTS

Game: 16 Rodney Dickinson vs. Furman (2/18/97)
Note: 8 innings pitched, lost 5-3
 Season: 115 David Giancarlo (1996)
 Career: 292 Rodney Dickinson (1996-98)

CONSECUTIVE DECISIONS WON

Career: 8 Aidan Francis (2010-11)
 Justin Malone (2010-11)

CONSECUTIVE SCORELESS INNINGS

Career: 21.0 Justin Malone (2009-10)

PICKOFFS

Season: 7 Andrew Fessler (2013)
 Kenny Anderson (2014)
 Career: 16, David Giancarlo (1995-97)

— INDIVIDUAL FIELDING —

PUTOUTS

Game: 19 Matt Rose vs. Grambling (3/23/13)
 Season: 445 Josh Vandiver (2002)
 Career: 1,919 Josh Vandiver (1999-02)

ASSISTS

Game: 9 Two players; Last:
 Herb Brooks vs. Georgia Tech (5/1/82)
 Season: 188 Ryan Sterling (2005)
 Career: 524 Michael Brand (1993-96)



MARK MICOWSKI

— TEAM BATTING —

RUNS SCORED

- 33 N.C. Central, 3/7/10 (7 innings)
- 32 N.C. Central, 3/5/10
- 30 New Mexico State, 3/14/10
- 27 Alabama State, 3/23/10
- 24 N.C. Central, 3/6/10-2 (7 innings)
- 23 Alabama State, 4/28/10
- 22 Florida A&M, 3/10/09
- 22 Virginia Tech, 5/6/80


RUNS SCORED - BOTH TEAMS

- 54 *New Mexico State, 3/14/10 (30-24)
- 44 Georgia Tech, 3/5/81 (9-35)
- 44 Florida A&M, 4/6/84 (19-25)
- 43 Florida State, 5/15/92 (7-36)
- 42 Tennessee, 2/13/99 (8-34)
- 41 *Howard, 4/4/80 (21-20)

* Only games in school history in which both teams scored 20 or more runs

RUNS SCORED (INNING)

- 16 Alabama A&M, 2/21/08-2 (5th)
- 16 N.C. Central, 3/7/10 (5th)
- 11 Alabama State, 3/21/10 (1st)
- 11 Air Force, 4/17/10 (6th)
- 11 Northeastern, 3/16/12 (9th)
- 10 Towson, 4/3/10 (5th)



JOEY WOOD

JOEY WOOD hit one of GSU's three grand slams and six homers in a record-setting game at New Mexico State in 2010. Carl Moniz and Bradley Logan also hit grand slams that day.



JASON GLOVER is GSU's career home run leader with 45 from 1993-96. He is one of five Panthers to hit three homers in a game, which he did twice. In a doubleheader vs. UNC Charlotte on Feb. 17, 1996, he had three homers and 10 RBI in two seven-inning games, going 7-for-9.

HITS

- 30 New Mexico State, 3/14/10
- 29 N.C. Central, 3/5/10
- 26 Alabama State, 3/23/10
- 26 Western Carolina, 3/28/00
- 25 James Madison, 2/28/07
- 25 Georgia Southern, 4/24/84 (7 inn.)

HOME RUNS

- 9 Western Carolina, 3/28/00
- 6 New Mexico State, 3/14/10 (3 grand slams, tied NCAA record)
- 6 Austin Peay, 3/20/10
- 6 Towson, 4/3/10
- 6 Alabama A&M, 2/21/08-1 (5 inn.)
- 6 Alabama A&M, 2/21/08-2 (5 inn.)
- 6 Old Dominion, 4/12/09
- 6 Alabama State, 4/11/2000 (7 inn.)

DOUBLES

- 9 N.C. Central, 3/5/10
- 9 N.C. Central, 3/6/10
- 8 Jackson State, 2/23/08
- 8 Tennessee Tech, 4/21/98

TRIPLES

- 4 N.C. Central, 3/5/10
- 3 DeVry Tech, 5/5/84 (10)
- 3 Georgia Southern, 4/24/84 (7)
- 3 Appalachian State, 3/6/83
- 3 Savannah State, 3/10/00

WALKS

- 15 Jacksonville, 4/23/80
- 14 N.C. Central, 3/7/10 (7)

STRIKEOUTS

- 19 Samford, 4/2/93 (11)

STOLEN BASES

- 12 Alabama A&M, 2/21/08-1 (5 inn.)
- 10 Samford, 3/8/85
- 10 Howard, 4/4/80
- 7 N.C. Central, 3/6/10
- 7 Savannah State, 3/17/09

SACRIFICE HITS

- 5 VCU, 4/24/10
- 4 Jacksonville, 4/23/80

MARGIN OF VICTORY

- 29 N.C. Central, 3/5/10 (32-3)
- 28 N.C. Central, 3/5/10 (33-5, 7 inn.)
- 24 Alabama St., 3/23/10 (27-3, 7 inn.)
- 22 Alabama St., 4/28/10 (23-1, 7 inn.)
- 22 N.C. Central, 3/6/10 (24-2, 7 inn.)
- 19 Jackson State, 2/23/08 (19-0*)

* Most runs scored in a shutout

MARGIN OF DEFEAT

- 31 Florida, 2/9/96 (31-0)
- 29 Florida State, 5/15/92 (36-7)
- 26 Georgia Tech, 3/5/81 (35-9)
- 26 Tennessee, 2/13/99 (34-8)
- 25 Florida State, 4/4/82 (31-6)
- 25 Georgia Tech, 4/25/84 (31-6)
- 25 Georgia Tech, 4/12/94 (28-3)

INNINGS PLAYED

- 15 William & Mary, 3/22/09
- 13 Northeastern, 4/26/13
- 13 Delaware, 4/1/07
- 13 Western Carolina, 3/30/04

— TEAM PITCHING —



AIDAN FRANCIS

AIDAN FRANCIS, a left-hander from Australia, combined with two other Panthers to strike out 17 against VCU in 2010. Francis totalled 16 career victories and 178 strikeouts.

BEN MARSHALL enjoyed an outstanding senior season in 2012 when he tossed one-hit, complete-game shutouts against Western Illinois and William and Mary. He is one of four Panthers to throw two shutouts in a season.

Georgia State does not have a no-hitter in its history, and the following are the one-hitters thrown by the GSU staff:

Western Illinois, 2/17/12 (7 inn.)

Ben Marshall CG, W 7-0

William & Mary, 3/14/12

Ben Marshall CG, W 1-0

Georgia Tech, 3/21/07

9 GSU pitchers, L 3-0

MOST RUNS ALLOWED

36	Florida State, 5/15/92
35	Georgia Tech, 3/5/81
34	Tennessee, 2/13/99
31	Florida State, 4/4/82
31	Georgia Tech, 4/25/84
31	Florida, 2/9/96
28	Georgia Tech, 4/12/94

CONSECUTIVE SCORELESS INNINGS

20.2	Texas Southern, Feb. 18-20, 2011
------	----------------------------------

MOST HITS ALLOWED

28	Georgia Tech, 4/12/94
24	Auburn, 4/6/10
24	Towson, 4/3/10
24	Georgia Tech, 4/4/01
24	Georgia, 4/27/04



BEN MARSHALL

30-WIN SEASONS

Season	Record	Head Coach
2009	39-22	Greg Frady
2011	37-21	Greg Frady
2013	34-19	Greg Frady
2010	34-23-1	Greg Frady
2008	33-23	Greg Frady
2000	31-28	Mike Hurst
1980	30-25	Jack Humphrey

BEST HOME RECORDS

Season	Wins	Percentage
2011	26	.788 (26-7)
2013	24	.774 (24-7)
2010	23	.767 (23-7)
2008	23	.676 (23-11)
2009	22	.733 (22-8)

LONGEST WINNING STREAKS

Season	Wins	Dates
2011	11	March 8-25
2013	8	April 5-13
2009	8	May 10-23
2008	8	Feb. 22-March 2*
2000	8	Feb. 18-29
2011	7	Feb. 18-26
2010	7	March 5-12
2010	7	April 9-17
2008	7	April 19-25

* To start season

STRIKEOUTS

18	Furman, 4/23/96
17	VCU, 4/23/10
17	Savannah State, 3/17/09
16	Furman, 2/18/97
16	Alabama State, 4/23/11
15	Old Dominion, 4/11/09
15	Mercer, 2/22/11

WALKS

17	Georgia Tech, 3/6/04
16	New Mexico State, 3/14/10
16	Georgia Southern, 4/14/99
16	Florida State, 4/29/83
15	Xavier, 3/7/09

— TEAM FIELDING —

DOUBLE PLAYS TURNED

5	James Madison, 4/9/11
---	-----------------------

HOME RUNS IN INNING (TEAM)

- 4 Alabama A&M, 4/21/08-1 (5th inning)
Matt Van Horn, Jean-Michel Rochon-Salvas, Bradley Logan, Mitch Rider (HRs by 4 of 5 batters)
- 4 Alabama A&M, 4/21/08-2 (2nd inning)
Nick Hogan, Matt Van Horn, Jonathan Kolowich, Mitch Rider
- 3 Western Carolina, 3/28/00 (4th inning)
Paul Schlosser, Josh Van Diver, Chad Smith
- 3 Alabama State, 4/11/00 (4th inning)
Josh Vandiver, Josh Vandiver, Paul Schlosser
- 3 Jacksonville State, 4/30/00 (6th inning)
Scott Youngbauer, Chad Smith, Paul Schlosser
- 3 Old Dominion, 4/12/09 (6th inning)
Nick Hogan, Matt Van Horn, Marc Mimeault
- 3 Austin Peay, 3/20/10 (1st inning)
Joey Wood, Bradley Logan, Ryan Fleming
- 3 Centenary, 3/21/10 (4th inning)
Rob Lind, Mark Micowski, Joey Wood
- 3 Towson, 4/3/10 (5th inning)
Rob Lind, Brandon Williams, Bradley Logan
- 3 Air Force, 4/17/10 (5th inning)
Carl Moniz, Brandon Williams, Joey Wood
- 3 Illinois, 2/15/14 (1st inning)
Caden Bailey, Matt Rose, Joey Roach
- 3 South Alabama, 5/4/14 (4th inning)
Chase Raffield, Nic Wilson, Joey Roach

HOME RUNS IN CONSECUTIVE GAMES

- 5 **Bradley Logan, May 20-20, 2009** (Northeastern, UNC Wilmington, George Mason, UNC Wilmington, Georgia Tech)
- 5 **Chad Smith, March 13-19, 2000** (Southern Miss-2, Georgia Tech, Georgia Tech, Illinois-Chicago-2, Illinois Chicago) - 7 HR in 5 games
- 5 **Jay Langston, May 1-9, 1999** (Samford-2, Samford, FAU-1, FAU-2, FAU)
- 4 **Chad Smith, Feb. 14-20, 1998** (Alabama State, Southern Tech, Georgia Tech, Alabama State)
- 4 **Jason Glover, Feb. 27-March 3, 1996** (Georgia, West Alabama-3, Wofford, Wofford) - 6 HR in 4 games

HOME RUNS IN INNING (INDIVIDUAL)

- 2 Josh Vandiver vs. Alabama State, 4/11/00 (4th inning)

CONSECUTIVE HOME RUNS (TEAM)

- 3 Jean-Michel Rochon-Salvas, Bradley Logan, Mitch Rider vs. Alabama A&M, 4/21/08-1 (5th inning)
- 3 Chase Raffield, Nic Wilson, Joey Roach vs. South Alabama, 5/4/14 (4th inning)
- 3 Joey Wood, Bradley Logan, Ryan Fleming vs. Austin Peay, 3/20/10 (1st inning)
- 3 Paul Schlosser, Josh Van Diver, Chad Smith vs. Western Carolina, 3/28/00 (4th inning)
- 3 Scott Youngbauer, Chad Smith, Paul Schlosser vs. Jacksonville State, 4/30/00 (6th inn.)

CONSECUTIVE HOME RUNS (INDIVIDUAL)

- 3 Nic Wilson vs. South Alabama, 5/4/14
- 3 Chad Smith vs. Western Carolina, 3/28/00

HITS IN INNING (TEAM)

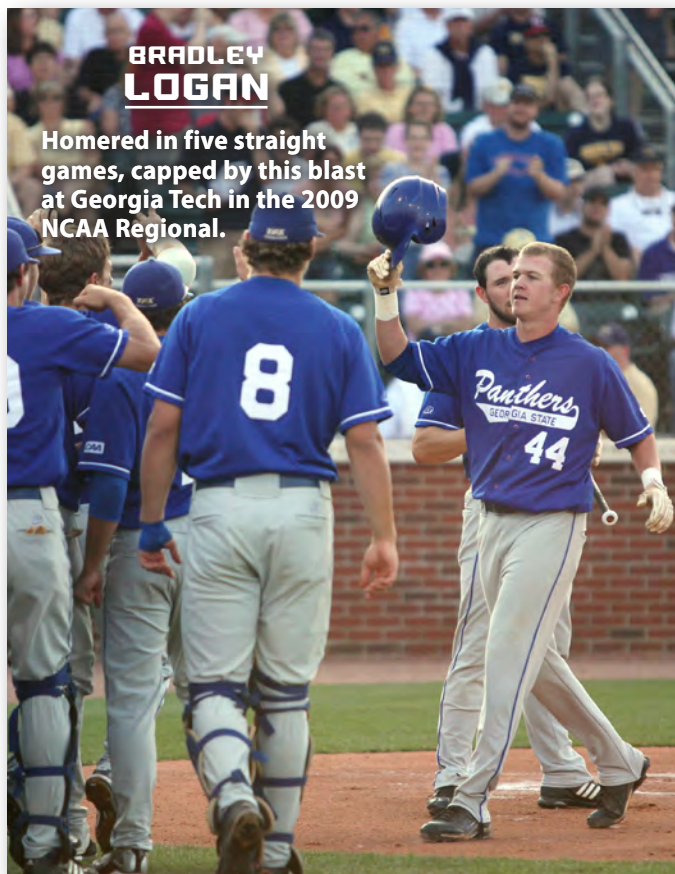
- 11 North Carolina Central, 3/7/10 (5th inning)
- 10 Alabama State, 3/21/10 (1st)
- 9 Alabama A&M, 4/21/08-2 (2nd inning)
- 9 Northeastern, 3/16/12 (9th inning)
- 9 Air Force, 4/17/10 (6th inning)

CONSECUTIVE HITS (INDIVIDUAL)

- 8 Mark Micowski vs. N.C. Central, 3/5/10 and 3/6/10
- 7 Rob Lind vs. Hofstra, 4/30/11 and 5/1/11

CYCLE

- Mark Micowski vs. N.C. Central, 3/5/10
2 singles, 3 doubles, 1 triple, 1 HR



BRADLEY LOGAN

Homered in five straight games, capped by this blast at Georgia Tech in the 2009 NCAA Regional.

MOST GRAND SLAMS

By Team, Game: 3 vs. New Mexico State, 3/14/10
Tied NCAA Record
 By Team, Season: 8 in 2010
 By Individual, Season: 4, Josh Vandiver, 2002
Walk-off grand slams vs. Western Carolina, Gardner-Webb
 By Individual, Career: 5, Josh Vandiver, 1999-02

Grand Slams in Consecutive Games:
 Josh Vandiver vs. Miami (Ohio), Gardner-Webb, 2002
 Ryan Fleming vs. New Mexico State, 2010

MULTI-HOME RUN GAMES (SEASON)

- 4 Jason Glover, 1996
- 4 Paul Schlosser, 2000
- 3 Ryan Fleming, 2010
- 3 Jason Glover, 1993

MULTI-HOME RUN GAMES (CAREER)

- 8 Jason Glover, 1993-96
- 5 Ryan Fleming, 2010-11
- 5 Josh Vandiver, 1999-02
- 5 Paul Schlosser, 2000-01

STRIKEOUTS

- 16 Rodney Dickinson vs. Furman, 2/18/97 (8 IP, loss)
- 14 David Giancarlo vs. Furman, 4/23/96 (7 IP)
- 13 Rodney Dickinson vs. Campbell, 4/4/97 (7 IP)
- 12 Rodney Dickinson vs. Mercer, 3/30/96 (7 IP)
- 12 Rodney Dickinson vs. Wofford, 2/28/98
- 12 Ryan Patrylo vs. Campbell, 3/11/00 (7 IP)
- 12 David Hawkins vs. Troy, 4/6/01 (7 IP)
- 12 Aidan Francis vs. William and Mary, 3/21/10
- 12 David Buchanan vs. Old Dominion, 3/27/10



DAVID BUCHANAN

The future Major Leaguer is the last Panther to strike out 12 in a game



MATT VAN HORN

Hit two homers in both ends of a doubleheader vs. Alabama A&M in 2008.

LONGEST HITTING STREAKS

- 22 Bradley Logan, 2008
- 21 Tim Burgess, 2004
- 21 Justin Newman, 2004
- 20 Chad Prain, 2013
- 19 Caden Bailey, 2012-13 (3+16)
- 19 Eric Suttle, 2005
- 18 Mark Micowski, 2011
- 18 Carl Moniz, 2009
- 18 Jean-Michel Rochon-Salvas, 2008
- 18 Stephen Burroughs, 2003
- 17 Brandon Williams, 2011
- 17 Mark Micowski, 2010
- 17 Matt Van Horn, 2009

CONSECUTIVE GAMES REACHED BASE

- 41 Bradley Logan, 2009-10 (17+24)
- 39 Charlie Pelt, 2006-07 (2+37)
- 37 Chad Prain, 2013
- 34 Mark Micowski, 2011
- 32 Derek Simmons, 2009
- 29 Bradley Logan, 2009

GAMES PLAYED

Player (Year)	Games
1. Matt Van Horn (2009)	60
2. Bradley Logan (2009)	59
Carl Moniz (2009)	59
Derek Simmons (2009)	59
Paul Schlosser (2000)	59
6. Bryan Condotta (2011)	58
Rob Lind (2011)	58
Mark Micowski (2011)	58
Six others tied at	58

AT BATS

Player (Year)	At Bats
1. Mark Micowski (2011)	239
2. Josh Merrigan (2013)	238
3. Eric Suttle (2006)	235
4. Mark Micowski (2010)	232
5. Derek Simmons (2009)	228
6. Bradley Logan (2008)	226
Chad Prain (2013)	226
8. Brandon Williams (2010)	223
9. Brandon Williams (2011)	222
10. Luke Gordon (2007)	220
J.M. Rochon-Salvas (2007)	220

BATTING AVERAGE

Minimum: 80% of games, 3 ab/g

Player (Year)	Avg.
1. Tim Burgess (2004)	.413
2. Brandon Williams (2010)	.408
3. Mark Mortimer (1996)	.403
4. Rob Lind (2010)	.402
Luke Warren (1984)	.402
6. Russell Eagle (1980)	.401
7. Marc Mimeault (2009)	.398
Bobby Kidd (1999)	.398
9. Chad Prain (2013)	.394
10. Scott Youngbauer (2000)	.393

HITS

Player (Year)	Hits
1. Mark Micowski (2010)	91
Brandon Williams (2010)	91
3. Chad Prain (2013)	89
4. Bradley Logan (2008)	85
5. Mark Micowski (2011)	84
Josh Merrigan (2013)	84
7. Carl Moniz (2010)	80
8. Bradley Logan (2010)	79
9. Rob Lind (2010)	78
Marc Mimeault (2009)	78

RYAN FLEMING had back-to-back seasons with 13 home runs.

DOUBLES

Player (Year)	Doubles
1. Mark Mortimer (1997)	23
2. Dustin Phillips (2003)	22
3. Kelly Eslinger (1982)	21
Bradley Logan (2008)	21
5. Mark Micowski (2011)	20
Brandon Williams (2010)	20
Nathan Knight (1997)	20
Jay Langston (1998)	20
Jay Langston (1999)	20
Nic Wilson (2014)	20

TRIPLES


Player (Year)	Triples
1. Baine Brooks (1984)	9
Justin Newman (2006)	9
3. Steve Sparks (1983)	6
Herb Brooks (1984)	6
Scott Youngbauer (2000)	6
6. Greg Giles (1981)	5
Jay Fields (2001)	5
J.M. Rochon-Salvas (2007)	5
Nick Hogan (2008)	5
Josh Merrigan (2013)	5

HOME RUNS

Player (Year)	HR
1. Chad Smith (2000)	21
2. Jason Glover (1996)	20
3. Nic Wilson (2014)	18
4. Luke Warren (1984)	16
Jay Langston (1999)	16
Scott Youngbauer (2000)	16
7. Jason Glover (1993)	15
8. Chase Raffield (2014)	14
Marc Mimeault (2009)	14
Paul Schlosser (2000)	14
11. Ryan Fleming (2011)	13
Ryan Fleming (2010)	13
Derek Simmons (2009)	13
Josh Vandiver (2002)	13



RYAN FLEMING



TIM BURGESS

TIM BURGESS owns the top single-season batting average in Georgia State history with a .413 clip in 2004.

TOTAL BASES

Player (Year)	Total Bases
1. Scott Youngbauer (2000)	151
2. Brandon Williams (2010)	145
3. Chad Smith (2000)	143
4. Jay Langston (1999)	142
5. Bradley Logan (2008)	141
6. Nic Wilson (2014)	140
Jason Glover (1996)	140
8. Chase Raffield (2014)	134
9. Bradley Logan (2010)	131
Carl Moniz (2010)	131

SLUGGING PERCENTAGE

Player (Year)	Slug. %
1. Luke Warren (1984)	.825
2. Scott Youngbauer (2000)	.770
3. Jason Glover (1996)	.722
4. Chad Smith (2000)	.704
5. Ryan Fleming (2010)	.688
6. Nic Wilson (2014)	.683
7. Ken Swygert (1984)	.678
8. Tim Burgess (2004)	.665
9. Marc Mimeault (2009)	.658
10. Steve Sparks (1983)	.657
Jay Langston (1999)	.657

RUNS BATTED IN

Player (Year)	RBI
1. Brandon Williams (2010)	73
2. Jay Langston (1999)	70
3. Chad Smith (2000)	69
4. Carl Moniz (2010)	63
Rusty Bennett (2003)	63
Bradley Logan (2008)	63
7. Jason Glover (1996)	62
8. Bradley Logan (2010)	60
9. Chase Raffield (2014)	59
Ryan Fleming (2010)	59
Josh Vandiver (2002)	59

RUNS SCORED

Player (Year)	Runs
1. Mark Micowski (2010)	69
2. Bradley Logan (2010)	66
3. Baine Brooks (1984)	65
4. Bradley Logan (2008)	61
5. Derek Simmons (2009)	60
6. Ryan Fleming (2010)	59
Rob Lind (2010)	59
Brandon Williams (2010)	59
9. Carl Moniz (2010)	58
Nick Hogan (2009)	58
Mic Knox (2000)	58

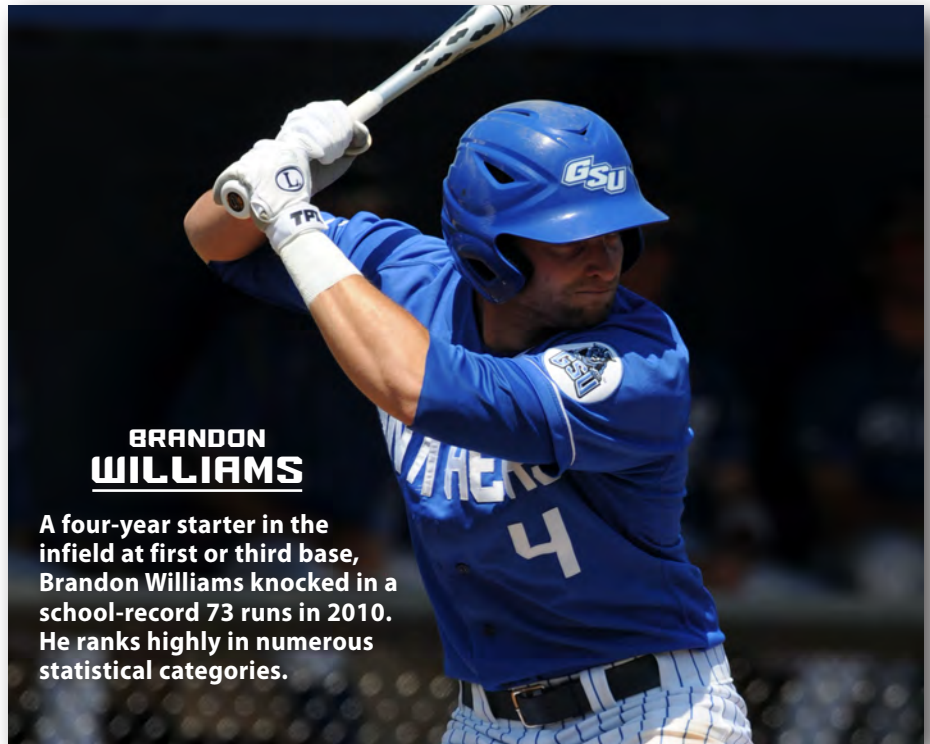
WALKS

Player (Year)	Walks
1. Rob Lind (2011)	53
2. Baine Brooks (1984)	49
3. Russell Eagle (1980)	42



ROB LIND

ROB LIND, a two-year starter at second base, had a GSU-record walks in 2011.



BRANDON WILLIAMS

A four-year starter in the infield at first or third base, Brandon Williams knocked in a school-record 73 runs in 2010. He ranks highly in numerous statistical categories.

Jimmy Fowlkes (1980)	42
5. Ryan Fleming (2011)	40
Mark Micowski (2011)	40
7. Rich Wiley (1999)	39
8. Charlie Pelt (2006)	38
9. Chase Childers (2008)	37
10. Mark Micowski (2010)	36
Chase Childers (2009)	36

Jay Langston (1998)	6
Chad Smith (2000)	6
Chris Dentler (2005)	6

STOLEN BASES

Player (Year)	SB
1. Jimmy Fowlkes (1980)	34
2. Jimmy Fowlkes (1981)	25
3. Baine Brooks (1984)	24
4. Russell Eagle (1980)	22
Dustin Phillips (2002)	22
6. Rob Loeb (1995)	21
7. Herb Brooks (1984)	20
Chris Dentler (2005)	20
9. Nathan Knight (1997)	19
Jay Fields (2001)	19

SACRIFICE FLIES

Player (Year)	SF
1. Bradley Logan (2010)	8
2. Carl Moniz (2010)	7
Don Stanford (1980)	7
4. Ryan Fleming (2011)	6
Greg Giles (1981)	6
Neil Merson (1985)	6
Mark Mortimer (1997)	6

SACRIFICE HITS

Player (Year)	SH
1. Ryan Sterling (2006)	14
2. Shane Hammond (2011)	13
Michael Nelson (2001)	13
4. Don Stanford (1980)	11
5. Drew Shields (2011)	9
Matt Van Horn (2009)	9
Sean Fitzgerald (2003)	9
Ryan Sterling (2004)	9
Ryan Sterling (2005)	9
10. Nine tied at	8

HIT BY PITCH

Player (Year)	HBP
1. T.J. Brandenburg (2006)	16
Nick Hogan (2008)	16
3. Chad Prain (2013)	15
4. Luke Gordon (2007)	14
5. Rich Wiley (1999)	12
6. Chad Bailey (1997)	11
Paul Schlosser (2001)	11
8. Bryan Condotta (2011)	10
Derek Simmons (2009)	10
Garrett Greer (2002)	10
Bradley Logan (2007)	10
Bradley Logan (2008)	10

GAMES PLAYED

Player (Years)	Games
1. Bradley Logan (2007-10)	229
2. Josh Vandiver (1999-02)	221
Brandon Williams (2009-12)	221
3. Chase Childers (2006-09)	214
Charlie Pelt (2004-07)	214
5. J.M. Rochon-Salvas (2005-08)	209
6. Kyle Breitbach (2000-03)	207
7. Michael Brand (1993-96)	205
8. Rusty Bennett (2002-05)	199
9. Matt Van Horn (2006-09)	195
10. Eric Suttle (2004-07)	193

AT BATS

Player (Years)	At Bats
1. Bradley Logan (2007-10)	855
2. Brandon Williams (2009-12)	801
3. J.M. Rochon-Salvas (2005-08)	787
4. Charlie Pelt (2004-07)	773
5. Josh Vandiver (1999-02)	757
6. Chase Childers (2006-09)	716
Michael Brand (1993-96)	716
8. Eric Suttle (2004-07)	711
9. Justin Newman (2003-06)	656

BATTING AVERAGE

Minimum 80% of games, 3 ab/g

Player (Years)	Avg
1. Mark Micowski (2010-11)	.372
2. Chase Raffield (2013-14)	.368
3. Rob Lind (2010-11)	.364
Marc Mimeault (2008-09)	.364
5. Brandon Williams (2009-12)	.359
Mark Mortimer (1995-97)	.359
7. Joey Wood (2008-12)	.355
8. Tim Burgess (2003-04)	.353
9. Dustin Phillips (2002-03)	.349
10. Derek Simmons (2008-09)	.344
Scott Youngbauer (1998-00)	.344
Jay Langston (1997-99)	.344

HITS

Player (Years)	Hits
1. Bradley Logan (2007-10)	288
2. Brandon Williams (2009-12)	271
3. J.M. Rochon-Salvas (2005-08)	267
4. Charlie Pelt (2004-07)	243
5. Josh Vandiver (1999-02)	233
6. Eric Suttle (2004-07)	218
7. Justin Newman (2003-06)	211
8. Chase Childers (2006-09)	209
9. Jay Langston (1997-99)	208
10. Scott Youngbauer (1998-00)	200



BRADLEY LOGAN is the most prolific offensive player in GSU history, with career records for hits, run batted in, and runs scored among his many accolades.

DOUBLES

Player (Years)	Doubles
1. Bradley Logan (2007-10)	63
2. Brandon Williams (2009-12)	58
3. Mark Mortimer (1995-97)	57
Charlie Pelt (2004-07)	57
5. Josh Vandiver (1999-02)	53
6. Jay Langston (1997-99)	45
Justin Newman (2003-06)	45
8. Rusty Bennett (2002-05)	44
9. Bobby Kidd (1997-99)	42
Kelly Eslinger (1979-82)	42

TRIPLES

Player (Years)	Triples
1. Justin Newman (2003-06)	13
2. Scott Youngbauer (1998-00)	11
J.M. Rochon-Salvas (2005-08)	11
4. Baine Brooks (1984)	9
Brent McGuire (1980-83)	9
6. Herb Brooks (1981-84)	8
7. 5 tied with	7

HOME RUNS

Player (Years)	HR
1. Jason Glover (1993-96)	45
2. Chad Smith (1997-00)	42
3. Josh Vandiver (1999-02)	41
4. Bradley Logan (2007-10)	38
5. Charlie Pelt (2004-07)	34
6. Rusty Bennett (2002-05)	32
7. Willie Stroud (1992-95)	31
8. Nic Wilson (2013-14)	26
Ryan Fleming (2010-11)	26
Scott Youngbauer (1998-00)	26
Jay Langston (1997-99)	26

TOTAL BASES

Player (Years)	Total Bases
1. Bradley Logan (2007-10)	471
2. Josh Vandiver (1999-02)	415
3. Charlie Pelt (2004-07)	402
4. Brandon Williams (2009-12)	400
5. Justin Newman (2003-06)	357
6. J.M. Rochon-Salvas (2005-08)	342
7. Jason Glover (1993-96)	340
8. Jay Langston (1997-99)	339
9. Scott Youngbauer (1998-00)	336
10. Chad Smith (1997-00)	332

SLUGGING PERCENTAGE

Player (Years)	Slug. %
1. Chase Raffield (2013-14)	650
Greg Giles (1981)	650
3. Luke Warren (1983-84)	632
4. Ryan Fleming (2010-11)	613
5. Jason Glover (1993-96)	604
6. Mark Mortimer (1995-97)	595
7. Nic Wilson (2013-14)	592
8. Paul Schlosser (2000-01)	583
9. Russell Eagle (1980)	581
10. Scott Youngbauer (1998-00)	577

RUNS BATTED IN

Player (Years)	RBI
1. Bradley Logan (2007-10)	208
2. Brandon Williams (2009-12)	175
3. Josh Vandiver (1999-02)	173
4. Charlie Pelt (2004-07)	171
5. Jay Langston (1997-99)	156
6. Chad Smith (1997-00)	153
7. Rusty Bennett (2002-05)	148
8. Mark Mortimer (1995-97)	133
Scott Youngbauer (1998-00)	133
10. Chase Childers (2006-09)	132



RUSTY BENNETT

RUSTY BENNETT belted 32 career homers from 2002-05.

STOLEN BASES

Player (Years)	SB
1. Jimmy Fowlkes (1979-81)	61
2. Herb Brooks (1981-84)	42
3. Bradley Logan (2007-10)	41
Rob Loeb (1993-95)	41
J.M. Rochon-Salvas (2005-08)	41
6. Henry Reese (1984-86)	39
7. Jonathan Paden (1997-00)	36
8. Dustin Phillips (2002-03)	35
9. Eric Suttle (2004-07)	34
10. Nick Hogan (2008-09)	33
Brandon Williams (2009-12)	33

SACRIFICE HITS

Player (Years)	SH
1. Ryan Sterling (2003-05)	33
2. Chase Childers (2006-)	28
3. Michael Nelson (1999-02)	20
4. Drew Shields (2011-13)	21
5. Shane Hammond (2010-11)	18
Matt Van Horn (2006-09)	18
Eric Suttle (2004-07)	18
8. Sean Fitzgerald (2002-03)	17
9. Mike Buchanan (2002-04)	16
10. J.M. Rochon-Salvas (2005-08)	15

SACRIFICE FLIES

Player (Years)	SF
1. Bradley Logan (2007-10)	18
2. Jonathan Kolowich (2008-12)	15
3. Brandon Williams (2009-12)	13
5. Mark Mortimer (1995-97)	12
Jay Langston (1997-99)	12
Josh Vandiver (1999-02)	12
7. Justin Newman (2003-06)	11
9. Ryan Fleming (2010-11)	10
10. Carl Moniz (2009-10)	9
Dustin Phillips (2002-03)	9
Rusty Bennett (2002-05)	9
Ryan Sterling (2003-06)	9
Caden Bailey (2012-present)	9

HIT BY PITCH


Player (Years)	HBP
1. Bradley Logan (2007-10)	35
2. Charlie Pelt (2004-07)	26
3. Nick Hogan (2008-09)	25
4. T.J. Brandenburg (2004-06)	24
5. Jonathan Kolowich (2008-12)	23
Chad Prain (2013-14)	23
7. Joey Wood (2008-12)	22
Caden Bailey (2012-present)	22
9. J.M. Rochon-Salvas (2005-08)	21
10. Michael Brand (1993-96)	19
Paul Schlosser (2000-01)	19

RUNS SCORED

Player (Years)	Runs
1. Bradley Logan (2007-10)	221
2. J.M. Rochon-Salvas (2005-08)	165
3. Chase Childers (2006-09)	150
4. Jay Langston (1997-99)	137
Josh Vandiver (1999-02)	137
6. Brandon Williams (2009-12)	132
Charlie Pelt (2004-07)	132
8. Eric Suttle (2004-07)	130
9. Chad Smith (1997-00)	128
10. Mark Micowski (2010-11)	120
Herb Brooks (1981-84)	120

WALKS

Player (Years)	Walks
1. Chase Childers (2006-09)	120
2. Bradley Logan (2007-10)	101
3. Rusty Bennett (2003-05)	98
4. Charlie Pelt (2004-07)	91
5. Jimmy Fowlkes (1979-81)	89
6. J.M. Rochon-Salvas (2005-08)	88
Brandon Williams (2008-12)	88
7. Rob Lind (2020-11)	84
8. Rob Loeb (1993-95)	83
9. Kelly Eslinger (1979-82)	80
10. Ryan Sterling (2003-06)	79



CHASE CHILDERS

CHASE CHILDERS, the starting shortstop on GSU's 2009 NCAA team, is the Panthers' career leader in walks.

APPEARANCES

Player (Year)	App.
1. Bobby Bennett (2006)	28
2. Pat Euart (1997)	27
Kevin Hopper (2000)	27
Kevin Dooley (2007)	27
5. Jerry Stuckey (2014)	26
Justin Malone (2010)	26
Robbie Waits (1996)	26
Adam Bowling (2007)	26
Connor Stanley (2013)	26
10. Brett Strickland (2002)	25

GAMES STARTED

Player (Year)	GS
1. Robert Harrell (1993)	17
David Giancarlo (1995)	17
3. Steve Pfeffer (1981)	16
Will Palmer (2007)	16
5. Paul Orr (1980)	15
Brock Radaker (1993)	15
Rodney Dickinson (1996)	15
David Giancarlo (1996)	15
David Giancarlo (1997)	15
Josh Perry (1999)	15
Billy Boughey (2000)	15

INNINGS PITCHED

Player (Year)	Innings
1. Billy Boughey (2000)	112.0
2. David Giancarlo (1996)	109.0
3. David Giancarlo (1995)	104.1
4. Rodney Dickinson (1996)	101.1
5. Paul Orr (1980)	100.2
6. Clayton Shunick (2006)	94.2
7. Will Campbell (2011)	94.1
David Hawkins (2001)	94.1
David Hawkins (2002)	94.1
10. Charley Olson (2010)	93.2

COMPLETE GAMES

Player (Year)	CG
1. Rodney Dickinson (1996)	8
Paul Orr (1980)	8
3. David Giancarlo (1996)	7
David Giancarlo (1995)	7
John Hollins (1986)	7
Mike Carroll (1980)	7

EARNED RUN AVERAGE

Minimum 50 innings pitched

Player (Year)	ERA
1. Billy Boughey (2000)	2.73
2. Will Campbell (2011)	2.86
3. Matt Handley (2005)	2.89
4. Adam Bowling (2007)	2.93



BOBBY BENNETT set GSU marks for appearances in a season and career.

5. Andrew Fessler (2013)	3.04
6. Ronnie Robinson (2003)	3.18
7. Ronnie Robinson (2002)	3.26
8. Will Palmer (2008)	3.57
9. Kevin Dooley (2007)	3.60
10. David Giancarlo (1996)	3.63
11. Rodney Dickinson (1996)	3.64

WINS

Player (Year)	Wins
1. Will Campbell (2011)	9
Paul Orr (1980)	9
Rodney Dickinson (1998)	9
Ronnie Robinson (2002)	9
5. Robinson Polanco (2008)	8
David Hawkins (2002)	8
Billy Boughey (2000)	8
Ryan Patrylo (2000)	8
Josh Perry (1999)	8
Rodney Dickinson (1996)	8
Alan Traylor (1979)	8
Three others tied at	8

STRIKEOUTS

Player (Year)	Ks
1. David Giancarlo (1996)	115
2. Rodney Dickinson (1996)	105
3. Rodney Dickinson (1997)	99
4. David Giancarlo (1995)	90
5. Rodney Dickinson (1998)	88
6. Will Palmer (2009)	82
Billy Boughey (2000)	82
8. Romas Hicks (2005)	79
Ronnie Robinson (2002)	79
10. Ronnie Robinson (2003)	77

WINNING PERCENTAGE

Minimum 5 decisions

Player (Year)	Win %
1. Justin Malone (7-1, 2011)	.875
2. Aidan Francis (5-1, 2009)	.833
Ben Burns (5-1, 2014)	.833
4. Justin Malone (4-1, 2010)	.800
Alan Traylor (8-2, 1979)	.800
6. Ryan Moore (7-2, 2009)	.777
7. Will Campbell (9-3, 2011)	.750
Adam Bowling (6-2, 2007)	.750
Andrew Fessler (6-2, 2013)	.750
10. Aidan Francis (5-2, 2011)	.714
11. Rodney Dickinson (9-4, 1998)	.692

SAVES

Player (Year)	Saves
1. Kevin Hopper (2000)	10
2. Kevin Burgee (2014)	8
Jake Dyer (2011)	8
Pat Euart (1997)	8
4. Justin Malone (2009)	7
5. Robbie Waits (1981)	6
Brett Strickland (2002)	6
7. Justin Malone (2010)	5
Scott Boatman (2003)	5
Matt Rose (2013)	5
10. Rex Stephens (1998)	4
Romas Hicks (2005)	4
Kevin Dooley (2007)	4



ANDREW FESSLER posted one of the top season earned run averages in 2013 at 3.04, along with a 6-2 record.

APPEARANCES

Player (Years)	App
1. Bobby Bennett (2005-08)	81
2. Steven Kidd (1997-00)	76
3. Justin Malone (2009-11)	73
4. Jerry Stuckey (2012-present)	69
5. Brock Radaker (1992-95)	68
6. Romas Hicks (2003-06)	67
7. Ryan Patrylo (1998-01)	64
Justin Singleton (1998-01)	64
9. Kevin Campbell (1992-95)	62
10. Brett Strickland (2002-05)	60

GAMES STARTED

Player (Years)	GS
1. Ryan Patrylo (1998-01)	50
2. David Giancarlo (1995-97)	47
3. John Hollins (1983-86)	43
4. Will Palmer (2007-09)	41
Rodney Dickinson (1996-98)	41
6. Brock Radaker (1992-94)	36
Pat Frawley (1994-97)	36
8. Romas Hicks (2003-06)	33
9. Ronnie Robinson (2001-03)	32
Brett Strickland (2002-05)	32

COMPLETE GAMES

Player (Years)	CG
1. Rodney Dickinson (1996-98)	16
2. David Giancarlo (1995-97)	15
John Hollins (1983-86)	15
4. Rick Lewis (1979-80)	11
Glenn Melson (1981-83)	11
6. Ryan Patrylo (1998-01)	10
7. David Hawkins (2001-02)	7
Billy Boughey (1999-00)	7
9. Ronnie Robinson (2001-02)	6
10. Two tied at	5

INNINGS PITCHED

Player (Years)	Innings
1. Ryan Patrylo (1998-01)	308.1
2. David Giancarlo (1995-97)	301.0
3. John Hollins (1983-86)	300.2
4. Rodney Dickinson (1996-98)	266.0
5. Romas Hicks (2003-06)	263.1
Brock Radaker (1992-95)	263.1
7. Will Palmer (2007-09)	259.2
8. Ronnie Robinson (2001-03)	233.1
9. Brett Strickland (2002-05)	229.1

EARNED RUN AVERAGE

Minimum 95 innings pitched

Player (Years)	ERA
1. Ronnie Robinson (2001-03)	3.93
2. Adam Bowling (2005-07)	4.15



JUSTIN MALONE

One of the top pitchers in GSU annals, Justin Malone recorded a school-record 14 saves in his career, along with a 13-5 record.

3. Billy Boughey (1999-00)	4.17
4. Alan Traylor (1979)	4.30
5. Rodney Dickinson (1996-98)	4.33
6. Justin Malone (2009-12)	4.34
7. Will Campbell (2008-11)	4.40
8. Charley Olson (2010-11)	4.66
9. Robinson Polanco (2008-09)	4.74
10. Will Palmer (2007-09)	4.75

VICTORIES

Player (Years)	Wins
1. Rodney Dickinson (1996-98)	24
2. David Giancarlo (1995-97)	20
3. Ryan Patrylo (1998-01)	19
4. Aidan Francis (2009-11)	16
Will Palmer (2007-09)	16
Ronnie Robinson (2001-03)	16
7. John Hollins (1983-86)	15
Romas Hicks (2003-06)	15
Nick Squeglia (2009-13)	15
10. Justin Malone (2009-12)	13

WINNING PERCENTAGE

Minimum 10 decisions

Player (Years)	Pct
1. Alan Traylor (8-2, 1979)	.800
2. Adam Bowling (9-3, 2005-07)	.750
3. Will Campbell (11-4, 2008-11)	.733
Ben Burns (11-4, 2013-14)	.733
4. Aidan Francis (16-6, 2009-11)	.727

5. Justin Malone (13-5, 2009-12)	.723
6. Ryan Moore (14-4, 2009-10)	.714
8. Mike Carroll (1979-80)	.692
Nick Squeglia (15-7, 2009-13)	.682
9. Robinson Polanco (12-6, 2008-09)	.667

SAVES

Player (Years)	Saves
1. Justin Malone (2009-12)	14
2. Jake Dyer (2011-12)	11
3. Kevin Hopper (1999-00)	10
4. Kevin Burgee (2014-present)	8
Pat Euart (1997)	8
Robbie Waits (1980-81)	8
7. Brett Strickland (2002-05)	7
8. Scott Boatman (2002-03)	6
9. Matt Rose (2013-present)	5
10. Six tied at	4

STRIKEOUTS

Player (Years)	Ks
1. Rodney Dickinson (1996-98)	292
2. David Giancarlo (1995-97)	273
3. Romas Hicks (2003-05)	222
4. Ronnie Robinson (2001-03)	198
5. Ryan Patrylo (1998-01)	197
6. Brett Strickland (2002-05)	193
7. Will Palmer (2007-09)	183
8. Aidan Francis (2009-11)	178



ANNUAL TEAM STATISTICS

AT BATS

1979	929
1980	1,585
1981	1,497
1982	1,381
1983	1,354
1984	1,678
1985	1,294
1986	1,518
Program dormant	
1992	1,015
1993	1,507
1994	1,699
1995	1,648
1996	1,699
1997	1,744
1998	1,734
1999	1,854
2000	1,875
2001	1,735
2002	1,809
2003	1,699
2004	1,701
2005	1,938
2006	1,978
2007	2,063
2008	1,903
2009	2,129
2010	2,110
2011	1,968
2012	1,883
2013	2,022
2014	1,935

RUNS

1979	157
1980	338
1981	265
1982	227
1983	238
1984	446
1985	220
1986	287
Program dormant	
1992	123
1993	195
1994	255
1995	291
1996	278
1997	334
1998	347
1999	362
2000	385
2001	288
2002	283
2003	307
2004	263
2005	321
2006	367
2007	390
2008	444
2009	485
2010	608
2011	394
2012	309
2013	432
2014	356

DOUBLES

1979	53
1980	64
1981	61
1982	68
1983	67
1984	86
1985	56
1986	87
Program dormant	
1992	28
1993	63
1994	71
1995	90
1996	77
1997	91
1998	97
1999	110
2000	104
2001	95
2002	92
2003	97
2004	100
2005	107
2006	113
2007	103
2008	109
2009	111
2010	145
2011	122
2012	84
2013	134
2014	124

HOME RUNS

1979	14
1980	14
1981	28
1982	23
1983	33
1984	56
1985	18
1986	23
Program dormant	
1992	20
1993	42
1994	33
1995	35
1996	52
1997	41
1998	37
1999	59
2000	77
2001	42
2002	40
2003	29
2004	38
2005	45
2006	40
2007	48
2008	45
2009	74
2010	82
2011	44
2012	29
2013	44
2014	60

SLUGGING %

1979	.393
1980	.376
1981	.393
1982	.390
1983	.437
1984	.507
1985	.378
1986	.416
Program dormant	
1992	.299
1993	.372
1994	.372
1995	.400
1996	.427
1997	.419
1998	.436
1999	.462
2000	.488
2001	.421
2002	.420
2003	.403
2004	.419
2005	.413
2006	.429
2007	.437
2008	.474
2009	.473
2010	.558
2011	.441
2012	.382
2013	.468
2014	.460

HIT BY PITCH

1979	9
1980	19
1981	10
1982	13
1983	9
1984	12
1985	16
1986	21
Program dormant	
1992	10
1993	29
1994	29
1995	30
1996	37
1997	47
1998	37
1999	48
2000	31
2001	35
2002	32
2003	35
2004	42
2005	44
2006	52
2007	60
2008	70
2009	57
2010	63
2011	54
2012	47
2013	77
2014	64

BATTING AVG.

1979	.280
1980	.286
1981	.293
1982	.267
1983	.284
1984	.337
1985	.282
1986	.293
Program dormant	
1992	.206
1993	.239
1994	.266
1995	.270
1996	.284
1997	.288
1998	.303
1999	.300
2000	.293
2001	.280
2002	.283
2003	.287
2004	.280
2005	.279
2006	.290
2007	.301
2008	.329
2009	.310
2010	.356
2011	.301
2012	.279
2013	.321
2014	.294

HITS

1979	260
1980	454
1981	439
1982	369
1983	385
1984	565
1985	365
1986	444
Program dormant	
1992	209
1993	360
1994	452
1995	445
1996	483
1997	502
1998	526
1999	557
2000	550
2001	486
2002	512
2003	487
2004	476
2005	540
2006	573
2007	620
2008	626
2009	659
2010	751
2011	592
2012	526
2013	650
2014	569

TRIPLES

1979	5
1980	18
1981	21
1982	11
1983	20
1984	32
1985	7
1986	15
Program dormant	
1992	3
1993	6
1994	5
1995	10
1996	5
1997	7
1998	11
1999	6
2000	16
2001	12
2002	18
2003	7
2004	11
2005	9
2006	21
2007	17
2008	16
2009	7
2010	18
2011	11
2012	11
2013	15
2014	9

RBI

1979	138
1980	274
1981	215
1982	178
1983	198
1984	381
1985	188
1986	263
Program dormant	
1992	101
1993	182
1994	222
1995	245
1996	252
1997	291
1998	312
1999	322
2000	359
2001	260
2002	254
2003	269
2004	245
2005	294
2006	324
2007	343
2008	390
2009	430
2010	549
2011	342
2012	284
2013	381
2014	334

STOLEN BASES

1979	27
1980	123
1981	62
1982	47
1983	85
1984	77
1985	62
1986	45
Program dormant	
1992	18
1993	37
1994	60
1995	68
1996	46
1997	60
1998	60
1999	44
2000	42
2001	55
2002	53
2003	57
2004	34
2005	67
2006	42
2007	54
2008	90
2009	89
2010	93
2011	93
2012	45
2013	60
2014	60

SACRIFICE HITS

1979	n/a
1980	19
1981	17
1982	n/a
1983	17
1984	n/a
1985	16
1986	n/a
Program dormant	
1992	3
1993	5
1994	29
1995	22
1996	13
1997	13
1998	21
1999	23
2000	24
2001	43
2002	21
2003	33
2004	39
2005	37
2006	50
2007	38
2008	48
2009	43
2010	42
2011	52
2012	42
2013	38
2014	38

Bold denotes school record

ANNUAL TEAM STATISTICS



INNINGS		SAVES		STRIKEOUTS		COMPLETE GAMES		PUTOUTS		ERRORS	
1979	231.2	1979	n/a	1979	97	1979	17	1979	695	1979	73
1980	420.1	1980	3	1980	182	1980	29	1980	n/a	1980	n/a
1981	369.1	1981	8	1981	180	1981	15	1981	1,108	1981	141
1982	366.0	1982	1	1982	167	1982	16	1982	1,082	1982	81
1983	340.2	1983	3	1983	138	1983	12	1983	1,025	1983	85
1984	400.2	1984	1	1984	169	1984	12	1984	1,175	1984	124
1985	334.2	1985	4	1985	151	1985	11	1985	965	1985	97
1986	398.0	1986	4	1986	230	1986	33	1986	1,194	1986	99
Program dormant		Program dormant		Program dormant		Program dormant		Program dormant		Program dormant	
1992	267.0	1992	0	1992	106	1992	2	1992	798	1992	70
1993	355.0	1993	2	1993	193	1993	2	1993	1,134	1993	96
1994	419.0	1994	4	1994	215	1994	15	1994	1,258	1994	107
1995	413.1	1995	5	1995	278	1995	12	1995	1,240	1995	112
1996	419.2	1996	2	1996	360	1996	15	1996	1,256	1996	119
1997	426.2	1997	10	1997	351	1997	4	1997	1,280	1997	111
1998	427.1	1998	6	1998	354	1998	8	1998	1,282	1998	135
1999	456.2	1999	4	1999	345	1999	4	1999	1,370	1999	121
2000	469.0	2000	10	2000	368	2000	13	2000	1,407	2000	105
2001	446.0	2001	4	2001	292	2001	11	2001	1,338	2001	89
2002	453.0	2002	10	2002	277	2002	11	2002	1,359	2002	77
2003	427.1	2003	9	2003	291	2003	5	2003	1,282	2003	84
2004	434.1	2004	3	2004	326	2004	6	2004	1,303	2004	106
2005	497.0	2005	12	2005	350	2005	5	2005	1,491	2005	98
2006	495.2	2006	5	2006	350	2006	11	2006	1,487	2006	83
2007	510.0	2007	6	2007	361	2007	2	2007	1,530	2007	94
2008	478.2	2008	7	2008	346	2008	6	2008	1,436	2008	77
2009	536.0	2009	19	2009	474	2009	3	2009	1,608	2009	88
2010	501.2	2010	8	2010	354	2010	3	2010	1,505	2010	82
2011	514.1	2011	10	2011	390	2011	4	2011	1,543	2011	71
2012	484.2	2012	12	2012	329	2012	4	2012	1,454	2012	93
2013	504.0	2013	13	2013	333	2013	2	2013	1,512	2013	90
2014	491.0	2014	10	2014	341	2014	1	2014	1,473	2014	98

WINS		ERA		WALKS		SHUTOUTS		ASSISTS		FIELDING %	
1979	16	1979	5.24	1979	136	1979	1	1979	328	1979	933
1980	30	1980	5.18	1980	254	1980	6	1980	n/a	1980	n/a
1981	17	1981	8.80	1981	308	1981	1	1981	488	1981	919
1982	14	1982	9.24	1982	303	1982	4	1982	388	1982	948
1983	12	1983	8.74	1983	283	1983	1	1983	406	1983	944
1984	19	1984	8.27	1984	300	1984	0	1984	544	1984	933
1985	17	1985	7.64	1985	226	1985	1	1985	400	1985	934
1986	23	1986	5.25	1986	201	1986	2	1986	485	1986	944
Program dormant		Program dormant		Program dormant		Program dormant		Program dormant		Program dormant	
1992	2	1992	10.55	1992	191	1992	0	1992	278	1992	939
1993	12	1993	7.81	1993	309	1993	0	1993	395	1993	941
1994	12	1994	7.32	1994	297	1994	1	1994	537	1994	944
1995	20	1995	6.58	1995	247	1995	1	1995	557	1995	941
1996	21	1996	6.48	1996	187	1996	2	1996	513	1996	937
1997	23	1997	5.91	1997	196	1997	2	1997	521	1997	942
1998	23	1998	7.54	1998	283	1998	3	1998	501	1998	930
1999	23	1999	7.69	1999	239	1999	0	1999	583	1999	942
2000	31	2000	4.89	2000	183	2000	2	2000	594	2000	950
2001	20	2001	6.68	2001	206	2001	3	2001	559	2001	955
2002	24	2002	5.17	2002	183	2002	2	2002	565	2002	962
2003	25	2003	5.64	2003	214	2003	2	2003	502	2003	955
2004	18	2004	6.47	2004	227	2004	0	2004	531	2004	945
2005	25	2005	5.22	2005	190	2005	1	2005	630	2005	956
2006	26	2006	5.85	2006	243	2006	1	2006	592	2006	962
2007	26	2007	5.82	2007	248	2007	0	2007	633	2007	958
2008	33	2008	5.17	2008	254	2008	2	2008	597	2008	964
2009	39	2009	5.44	2009	261	2009	2	2009	583	2009	961
2010	34	2010	6.35	2010	232	2010	2	2010	580	2010	962
2011	37	2011	4.29	2011	194	2011	7	2011	655	2011	969
2012	24	2012	5.61	2012	263	2012	2	2012	578	2012	956
2013	35	2013	5.55	2013	237	2013	1	2013	661	2013	960
2014	25	2014	5.81	2014	192	2014	0	2014	562	2014	954

Bold denotes school record

A

Chaz Abeln, 2010
 Kody Adams, 2012
 Sam Agnew-Wieland, 2011
 Jason Alford, 1996-97
 Bill Allen, 1992-93
 Tyler Allen, 2006-07
 Kenny Anderson, 2014-present
 Landon Anderson, 2012-13
 Ryan Apple, 2001
 Jerry Arienzo, 1992-94
 James Ashcroft, 1982
 Theo Asher, 2008-11
 Willie Azbell, 1999-01

B

Caden Bailey, 2012-present
 Chad Bailey, 1996-97
 Larry Baines, 1957
 David Bales, 1993
 Scott Bannon, 1993
 Tommy Barber, 1970-71
 Larry Barnes, 1957
 Bill Barr, 1957-60
 Brandon Bast, 2011
 Ronnie Batchelor, 1971
 Nathan Bates, 2013-present
 Bobby Bennett, 2005-08
 Dusty Bennett, 2006-08
 Landon Bennett, 2012
 Rusty Bennett, 2002-05
 Jerry Birdsong, 1957-58
 Ryan Blanton, 2014-present
 Daniel Blaustein, 2009-12
 Scott Boatman, 2002-03
 Bill Boland, 1957-59
 Britt Borders, 1985-86
 Billy Boughey, 1999-00
 Jason Boulais, 2012
 Greg Bowder, 2012-14
 Jeff Bowers, 1982
 Derek Bowles, 1980
 Adam Bowling, 2005-07
 Michael Brand, 1993-96
 T.J. Brandenburg, 2003-06
 Kyle Breitbach, 2000-03
 Kenny Brewer, 1971
 Paige Bridgman, 1984
 Chris Britt, 1982
 Ben Brogan, 1959
 Jason Brolhorst, 1997-98
 Baine Brooks, 1984
 Herb Brooks, 1981-84
 Chan Brown, 1994-95
 Greg Brown, 1992-93
 James Bucci, 1992
 Carl Buchanan, 1979-80
 David Buchanan, 2010
 Mike Buchanan, 2002-04
 Clay Burell, 1985
 Kevin Burgee, 2014-present
 Tim Burgess, 2003-04
 Tony Burger, 1967
 Ben Burns, 2013-14
 Brantley Burton, 2013
 Stephen Burroughs, 2002-03

C

Greg Cagle, 1979-81
 Adam Caldwell, 2004-06
 David Camp, 1985
 Kenny Camp, 2004-08
 Jamie Campbell, 1996
 Kevin Campbell, 1992-95
 Will Campbell, 2008-11
 Dustin Carder, 2006-07
 Carlos Cardoza, 2006-07
 Tom Carnes, 1972
 Joe Carroll, 1982-83
 Mike Carroll, 1979-80
 Michael Carson, 1992
 Hunter Cash, 2012, '14
 Steve Cash, 1971-72
 George Castner, 1960
 Jeff Cavender, 1982
 Tim Chastain, 1979-80
 Zach Chastain, 2008-11
 Corey Chatman, 2001
 Josh Chesler, 2011
 Carlos Chiesa, 1999
 Chase Childers, 2006-09
 Gordon Chisholm, 1957-59
 Tony Christou, 1971-72
 Chuck Cianciolo, 1986
 Tyler Claburn, 2011-12
 Mark Clark, 1984-85
 Ryan Clark, 2004
 John Clement, 1980
 James Clements, 2013-present
 Mark Cobb, 1984-86
 Jon Coggins, 1985
 Jim Cole, 1959
 Joe Cole, 1971-72
 Bob Coleman, 1957-59
 Matt Colwell, 1994
 Jeramy Compton, 2006-07
 Bryan Condotta, 2010-11
 Kevin Conn, 1993
 Barry Cooper, 1970-71
 Jeff Cooper, 1986
 Pip Cornish, 1993
 Dan Corsi, 1994-95, 1997
 George Costner, 1960
 Gabe Council, 2000-01
 Rick Coursey, 1984
 Mark Cowart, 1982
 Jonathan Craig, 2002-03
 Bobby Craven, 1957
 Luis Cribeiro, 2004
 Andrew Crider, 2005
 Dow Culbersson, 1995-98

D

Cadet Davis, 1985
 John Davis, 1972
 Clarence Daws, 1971
 Tracy Dean, 1982
 Roy Defore, 1966
 Chris Dentler, 2005
 Rodney Dickinson, 1996-98
 Pete Diffin, 1981-84
 Charley Dobbs, 1957
 Joel Dobbs, 1999-00
 David Donaldson, 1994-96

Kevin Dooley, 2007
 Jeff Dover, 1984
 Chuck Dowdle, 1970-71
 Mike Drexler, 1982
 Brian Duncan, 1981
 Jake Dyer, 2011-12

E

Russell Eagle, 1980
 Jody Edmondson, 1998-99
 Jerry Eickhoff, 1965-67
 Jason Eller, 1992-95
 Richard Epps, 1957-58, 1960
 Jake Erwin, 2000-01
 Kyle Erwin, 2001
 Kelly Eslinger, 1979-82
 Pat Euart, 1997
 Brent Everett, 2004-05

F

Steve Fanning, 1986
 Milton Feliciano, 2004
 David Ferrer, 2006-09
 Andrew Fessler, 2013-14
 Jackie Ficken, 1960
 Jay Fields, 2000-01
 Sean Fitzgerald, 2002-03
 Cliff Flagello, 2004
 Ryan Fleming, 2010-11
 Jason Flurry, 1993-94
 Garrett Ford, 2013-present
 Craig Foskey, 1984-85
 Jimmy Fowlkes, 1979-81
 Aidan Francis, 2009-11
 Jesse Francis, 1981
 Pat Frawley, 1994-97
 Lynn Friedman, 1970
 Dexter Fulton, 1994

G

Sonny Gallman, 1993
 Blake Gammill, 1993
 Brad Gardner, 1993-94
 Ryan Garmon, 2001
 Jimmy Garner, 1960
 Don Gaskill, 1992-93
 Brock Gaston, 1986
 Dexter Gatehouse, 1957
 Jeremy Gazerro, 2010-11
 David Giancarlo, 1995-97
 Greg Giles, 1981
 Don Gill, 1957-58, 1960
 Earl Gilliam, 1960
 Jamie Glone, 1994
 Jason Glover, 1993-96
 Bobby Gonzalez, 1984
 Luke Gordon, 2007
 Shane Gordon, 2013
 Caleb Gore, 2012
 Drew Grant, 2007-08
 Wes Grant, 2010-11
 Garrett Greer, 2001-02
 Bobby Gresham, 2001
 Matt Griffin, 1995
 Bob Grimes, 1957
 Rex Gugh, 1981

H

Jay Hackett, 1994
 John Haldeman, 1965
 Gene Hall, 1979
 Steve Hamlin, 1972
 Tony Hammer, 1965
 Roy Hammond, 1957
 Shane Hammond, 2010-11
 Dwight Hamner, 1971-72
 Lamar Hamric, 1957-58, 60
 Matt Handley, 2004-06
 Homer Hannah, 1957-58, 60
 Brian Hannon, 1979-80
 Richard Harper, 1984
 Robert Harrell, 1992-93
 Krestin Harrington, 1998-99
 Robert Hasenfelt, 2004-08
 David Hawkins, 2001-02
 Isaac Haynes, 2001-03
 Bill Hearn, 1966-67
 Russ Hendricks, 1985-86
 Bill Herren, 1967
 Romas Hicks, 2003-06
 Jeremy Higgins, 1996-97
 Jerry Hill, 1965-67
 Jed Hixson, 1995-98
 Alex Hoffman, 1957-58, 60
 Mark Hogan, 2012-13
 Nick Hogan, 2008-09
 Tim Holladay, 1971
 John Hollins, 1983-86
 Danny Hope, 1967
 Lawson Hope, 1957, 59-60
 Kevin Hopper, 1999-00
 D.J. Howard, 1994-96
 B.J. Hubbert, 2004-05
 Jack Hudson, 1979
 Ray Hughes, 1996-98
 Billy Hulsey, 1983
 Marc Hunt, 1983
 Jim Hutcheson, 1980-81

I

Derek Ibele, 1979
 Keith Ingram, 1994-95
 Mark Ingram, 1980-82
 Brin Inman, 1996
 Bill Ivey, 1957-60

J

Frank Jackson, 1985
 Jim Jacobs, 1966
 Lynwood James, 1966
 Gary Jenkins, 1982
 "Chicken" Jennings, 1960
 Bill Johnson, 1959-60
 John Johnson, 1966-67
 Micah Johnson, 2005
 Tim Johnson, 2004-05
 Clayton Joiner, 1994-97
 Brian Jones, 1999-00
 Sam Jones, 2002-2003
 Scott Jones, 1984-86
 Tom Jones, 1979-81

K

Kevin Kawasaki, 2002-03
 Brandon Kersey, 2006
 Bobby Kidd, 1997-99
 Steven Kidd, 1997-00
 A.P. King, 1959-60
 Adam Knight, 2008-09
 Nathan Knight, 1996-97
 Vann Knight, 2001
 Mic Knox, 2000-01
 Tony Kolgaklis, 1986
 Jonathan Kolowich, 2008-12

L

Jay Langston, 1997-99
 Wesley LeCroy, 1982-83
 George Ledon, 1971
 Travis Lee, 2012
 Michael Lelko, 2013-present
 David Levy, 2014-present
 Rick Lewis, 1979-80
 John Locklear, 2008-09
 Rob Loeb, 1993-95
 Preston Loftin, 1966-67
 Bradley Logan, 2007-2010
 Tim Lorek, 2007
 Scot Lougher, 1992

M

Floyd Mack, 1998-99
 Larry Majors, 1981-84
 Justin Malone, 2009-12
 Ron Mangrum, 1971-72
 Thad Marchman, 1995-97
 Luis Marquez, 2001
 Ben Marshall, 2009-12
 Greg Marshall, 1971
 Bob Martin, 1970-71
 Chuck Matthews, 1980
 Butch Maxey, 1994-96
 Brett Maxwell, 2009-11
 Brad Mayo, 2003
 Brian McCartney, 1999-00
 Trent McClain, 1986
 Bob McCoy, 1957-58, 1960
 Mike McCree, 2006-09
 Brandon McCreery, 2007
 Lloyd McElroy, 1966
 Nick McEntyre, 2005-06
 Frank McGarvey, 1993-95
 Pat McGlon, 1957-58, 60
 Brent McGuire, 1980-83
 Aidan McLaughlin, 2011-14
 Jim McMichael, 1965
 Aeden McQueary-Ennis, 2006-07
 Glen Melson, 1981-83
 Brian Meredith, 1993
 Tom Meriam, 1984-85
 Josh Merrigan, 2013
 Neil Merson, 1982, 1984-86
 Chris Metcalf, 2009-10
 Justin Meyer, 2003-05
 Mark Micowski 2010-11
 Marc Mimeault, 2008-09
 Kenny Mitchell, 1996-97
 Dan Mitchum, 1957
 Scott Mixon, 1984

Clint Mize, 1999-02
 Michael Moch, 2010
 Carl Moniz, 2009-2010
 Zach Moon, 2014
 Rob Moore, 1996
 Ryan Moore, 2009-2010
 Stovie Moore, 2004
 Greg Morgan, 1996
 Butch Morris, 2005
 Mark Mortimer, 1995-97
 Lance Mosley, 1993
 Jim Murray, 1966-67
 Pat Murray, 1979-82

N

David Nelms, 1986
 Michael Nelson, 1999-02
 Justin Newman, 2003-06
 Paul Newmark, 1957-58, 1960
 Rick Niesyto, 1982
 Steve Noles, 1984

O

Keith O'Brien, 1985
 Jason Odom, 1994
 Charley Olson 2010-11
 Jim O'Neil, 1983
 Paul Orr, 1980
 Tim Osborne, 1983-84
 Cole Outz, 2011-12
 Phil Owens, 1965, 1967

P

Jonathan Paden, 1997-00
 John Palmer, 2005
 Will Palmer, 2007-09
 Anthony Patience, 1999
 Ryan Patrylo, 1998-01
 Drew Parker, 2009
 Jason Payne, 2000-02
 Robert Pearson, 1993-94
 Charlie Pelt, 2004-07
 Todd Pepper, 1992
 Jason Perry, 1995-97
 Josh Perry, 1998-99
 Kevin Peterson, 1981
 Steve Pfeffer, 1981-82
 Dustin Phillips, 2002-03
 Marcus Phillips, 1996-97
 Robinson Polanco, 2008-09
 Brian Potter, 1992
 Powell, 1967
 Chad Prain, 2013-14
 Alex Prescott, 2012-present
 Nick Pyron, 2007

R

Brock Radaker, 1992-95
 Chase Raffield, 2013-14
 Henry Reese, 1984-86
 Joel Reeves, 2007-09
 Skip Reeves, 1996-97
 Bob Regus, 1970-72
 Andy Reid, 2007
 Cole Reissig, 2003-05
 Jim Reynolds, 1979

Marty Rhodes, 1972
 Brooke Richards, 2001
 Tom Rispoli, 2001
 Jim Ripley, 1971
 Rivers, 1967
 Joey Roach, 2013-present
 Shane Robbins, 2000-01
 Bart Roberts, 1983
 Bret Roberts, 1983
 Ronnie Robinson, 2001-03
 Jean-Michel Rochon-Salvas,
 2005-08
 Fred Rohrbach, 1985
 Rodney Roper, 1986
 Matt Rose, 2013-present
 Ben Rulon, 2004-05
 Andrew Rush, 2000-03
 David Rutledge, 1966-67

S

Carter Sackett, 2010-11
 Scott Sarratt, 2012-13
 Jason Sattler, 1999-00
 Jeremy Saunders, 2001-02
 Paul Schlosser, 2000-01
 Aaron Schmitz, 2008-11
 Max Schmitz, 2012
 Clayton Shunick, 2006
 Lamar Seal, 1957
 Roy Seltenrijch, 2012
 Larry Sertich, 1971-72
 Jim Shands, 1971-72
 John Sharpe, 1992-93
 Logan Sharrett, 2007
 Chris Shealy, 1984
 Gary Sheppard, 1992
 Drew Shields, 2011-13
 Matt Shiner, 1993
 Gabe Shivers, 2012
 Doug Shuler, 1984-85
 Derek Simmons, 2007-09
 Larry Simpson, 1959
 Justin Singleton, 1998-01
 Bill Smith, 1958
 Bruce Smith, 1981-83
 Cerone Smith, 1998
 Chad Smith, 1997-00
 Jacob Smith, 2000
 Jay Smith, 1984
 Tony Smith, 1985-86
 Bill Sommers, 1958
 Jack Sommers, 1958
 Todd Souders, 1997
 Steve Sparks, 1982-83
 Jon Spradlin, 1993-94
 Nick Squeglia, 2009-11, 13
 Don Stanford, 1979-80
 Connor Stanley, 2012-present
 Braden Staranchuk, 2002-04
 Tim Starling, 1992-94
 Rex Stephens, 1997-98
 Ryan Sterling, 2003-06
 Courteney Stewart, 1995
 Jack Stewart, 1996-99
 Jimmy Stone, 1957-58, 1960
 Jody Stone, 2014
 John Storey, 1972
 Brett Strickland, 2002-05

Willie Stroud, 1992-95
 Jerry Stuckey 2012-present
 Louis Sulcer, 1959
 T.J. Sullivan, 2012
 Eric Suttle, 2004-07
 Trae Sweeting, 2014-present
 Ken Swygert, 1984-85

T

Keith Taylor, 1993-94
 Wayne Thomas, 1965
 Ken Thomasson, 1985-86
 Brandon Thompson, 2001-03
 Cole Thornton, 2006
 Jack Thornton, 1960
 Alan Traylor, 1979
 Chris Triplett, 2013-14

V

Joel Van Asch, 2012
 Matt Van Horn, 2006-09
 Josh Vandiver, 1999-02
 Ken Vaughan, 1970-72
 Nelson Velasquez, 1982
 Gabe Vossen, 2005

W

Wayne Wages, 2014-present
 Robbie Waits, 1980-81
 Manse Waldrop, 1996-97
 Vance Walker, 1985-86
 Joe Walter, 1997
 Louis Ward, 1999
 Alan Warnock, 1980-83
 Luke Warren, 1983-84
 Cam Waters, 1998
 Cody Webb, 2003-04
 Tommy Wells, 1970
 Brian West, 1999
 Charles "Pick" Whaley, 1957
 Bill Wheeler, 1957-58, 60
 Mike Whitney, 1995
 Brandon Williams, 2009-12
 Brian Williams, 2003-04
 Rich Wiley, 1998-99
 Buddy Wilkes, 1971
 Bartley Wilson, 1984-86
 Nic Wilson, 2013-14
 Wesley Wilson, 2003-06
 Mark Winkley, 1986
 Stanley Wise, 2002-03
 Jeff Wolfe, 1985-86
 Joey Wood, 2008-12
 Jim Woodall, 1971
 Ron Woodruff, 1970-71
 Rich Woyce, 1985-86
 Tony Wright, 2002-03
 Zac Wright, 2005-07

Y

Scott Youngbauer, 1998-00

GSU became a part of the NCAA in 1963-64.

Head Coach: Archie Crenshaw, 1965-1967
6-27 (.182)

1965

1-6 Overall

Coach: Archie Crenshaw

Results unavailable

1966

1-8 Overall

Coach: Archie Crenshaw

Florida Southern.....	L	1-12
Rollins.....	L	0-14
West Georgia.....	L	3-14
West Georgia.....	L	1-3
Erskine.....	L	0-12
Berry.....	L	2-12
Erskine.....	L	2-4
Oglethorpe.....	W	8-7
Oglethorpe.....	L	2-14

1967

4-13 Overall

Coach: Archie Crenshaw

Erskine.....	L	0-7
Mercer.....	W	5-2
Mercer.....	L	1-8
Vanderbilt.....	L	1-2
Vanderbilt.....	W	8-5
William & Mary.....	L	2-11
West Georgia.....	L	0-9
West Georgia.....	W	6-4
Berry.....	L	4-5
Berry.....	W	5-4
Mercer.....	L	1-3
Mercer.....	L	2-9
Oglethorpe.....	L	2-4
Berry.....	L	3-6
Berry.....	L	0-4
Oglethorpe.....	L	5-6
Erskine.....	L	7-9

1968-1969, Program Dormant

Head Coach Ron Kennett, 1970-1972
16-74 (.178)

1970

6-17 Overall

Coach: Ron Kennett

Oglethorpe.....	L	3-6
Oglethorpe.....	L	1-4
Georgia College.....	W	12-0
Lake Forest.....	L	5-8
Elmhurst.....	L	4-6
Grinnell.....	W	6-0
Columbus.....	L	3-9
Mercer.....	L	1-12
Chattanooga.....	L	1-4
Chattanooga.....	W	5-4

Georgia College.....	W	5-3
Jacksonville.....	W	11-10
Chattanooga.....	L	0-9
Chattanooga.....	L	1-6
Oglethorpe.....	L	2-3
Oglethorpe.....	L	0-1
Columbus.....	L	1-13
Oglethorpe.....	L	4-8
Oglethorpe.....	L	3-7
Mercer.....	L	4-8
Oglethorpe.....	L	2-5
Oglethorpe.....	L	6-9
Georgia College.....	W	6-0

1971

6-26 Overall

Coach: Ron Kennett

Complete results unavailable

at Furman.....	L	2-13
at Furman.....	L	6-7
3/12 Louisville.....	W	3-2
3/12 Jacksonville.....	L	2-4
3/16 Kentucky.....	L	1-3
3/16 Kentucky.....	L	2-22
3/27 DeKalb.....	L	1-3
3/27 DeKalb.....	L	7-8
3/30 Mercer.....	L	3-7
3/30 Mercer.....	L	4-5
4/1 Oglethorpe.....	L	3-12
4/3 Oglethorpe.....	W	4-2
4/3 Oglethorpe.....	W	2-0
4/7 Mercer-Atlanta.....	L	5-13
4/9 Elmhurst.....	L	5-7
4/14 Mercer-Atlanta.....	W	20-7
4/17 Chattanooga.....	L	1-3
4/17 Chattanooga.....	L	3-7
4/19 Jacksonville.....	L	3-8
4/22 Southern Tech.....	L	3-8
5/4 Mercer-Atlanta.....	L	5-11
5/6 Oglethorpe.....	L	5-6
5/7 at Georgia Tech.....	L	1-6
5/7 at Georgia Tech.....	L	1-6
5/10 Southern Tech.....	L	8-15
5/11 Georgia Tech.....	L	2-8
5/12 Oglethorpe.....	W	13-7
Mercer.....	L	3-5
Mercer.....	L	4-10
5/19 Georgia.....	L	1-12
5/22 Georgia College.....	L	3-7

1972

4-31 Overall

Coach: Ron Kennett

Complete results unavailable

3/11 at Mississippi State.....	L	1-9
3/11 at Mississippi State.....	L	0-11
3/20 Kentucky.....	L	0-4
3/21 Kentucky.....	L	8-19
3/22 Kentucky.....	L	0-3
3/27 at West Georgia.....		
3/31 at Valdosta State.....		
4/1 at Valdosta State.....		
4/3 Stetson.....	L	6-18
4/4 Stetson.....	L	2-4

4/6 at Oglethorpe.....		
4/8 at Mercer.....		
4/10 at Birmingham-Southern.....		
4/12 at Columbus College.....		
4/12 at Columbus College.....		
4/13 at Atlanta Baptist.....		
4/14 at Tennessee Chattanooga.....		
4/15 Mercer.....		
4/17 at Oglethorpe.....		
4/19 at South Carolina.....	L	0-9
4/20 at South Carolina.....	L	0-12
4/22 Jacksonville.....		
4/15 at Atlanta Baptist.....		
4/27 at Georgia Tech.....	L	2-9
4/28 Wofford.....	W	10-5
4/29 Wofford.....	L	0-3
4/29 Wofford.....	L	4-5
5/4 at West Georgia.....		
5/6 Furman.....	L	4-11
5/6 Furman.....	L	3-8
at Oglethorpe.....	W	
at Oglethorpe.....	W	
5/8 Georgia Tech.....	L	0-13
5/9 at Atlanta Baptist.....	L	6-12
5/11 at West Georgia.....	L	3-6
5/20 at Georgia.....	L	0-11
5/20 at Georgia.....	W	8-4

1973-1978, Program Dormant

Head Coach Jack Humphrey, 1979-1980
46-37 (.554)

1979

16-12 Overall

Coach: Jack Humphrey

2/24 at Auburn.....	L	5-7
3/3 at Southern Tech.....	L	0-3
3/5 at Georgia.....	L	1-12
3/18 Appalachian State.....	W	10-1
3/18 Appalachian State.....	W	5-4
3/21 at Georgia College.....	L	3-12
3/21 at Georgia College.....	W	2-1
3/23 at Jacksonville.....	L	6-7
3/24 at Jacksonville.....	W	16-14
3/26 Charlotte.....	L	5-10
3/26 Charlotte.....	L	6-11
3/29 South Carolina.....	W	2-1
4/7 at Charlotte.....	W	4-3
4/7 at Charlotte.....	W	12-2
4/11 Mercer.....	W	3-2
4/11 Mercer.....	L	2-10
4/19 Mercer-Atlanta.....	W	7-3
4/20 at Georgia Tech.....	W	10-9
4/26 Georgia College.....	L	9-10
4/26 Georgia College.....	W	15-9
4/30 at Mercer.....	W	5-4
4/30 at Mercer.....	W	1-0
5/1 West Georgia.....	L	5-13
5/4 Jacksonville ¹	W	8-6
5/5 South Alabama ¹	L	0-7
5/6 Charlotte ¹	W	4-3
5/7 South Florida ¹	L	7-8
5/12 Georgia Tech.....	W	3-2

1-Sun Belt Tournament, Tampa, Fla. (5th place)



1980

30-25 Overall

Coach: Jack Humphrey

2/25	at Georgia.....	L	6-14
2/29	Auburn.....	W	5-4
3/6	James Madison.....	W	12-8
3/6	James Madison.....	L	0-1
3/7	James Madison.....	L	3-7
3/10	VCU.....	W	7-5
3/10	VCU.....	W	10-6
3/18	Tennessee.....	L	10-17
3/19	William Jewel.....	W	4-2
3/19	William Jewel.....	W	6-5
3/22	Virginia Tech.....	W	12-6
3/22	Virginia Tech.....	W	1-0
3/25	Georgia Tech.....	W	16-12
3/26	Shorter.....	L	2-3
3/26	Shorter.....	W	5-4
3/27	Western Carolina.....	W	7-3
4/2	UAB.....	W	3-0
4/2	UAB.....	L	3-5
4/3	Howard.....	L	1-3
4/3	Howard.....	L	1-7
4/4	Howard.....	W	21-20
4/5	at Charlotte.....	W	5-0
4/5	at Charlotte.....	L	4-5
4/7	at Georgia Southern.....	W	14-2
4/7	at Georgia Southern.....	L	0-7
4/9	at Mercer.....	L	2-3
4/9	at Mercer.....	L	2-3
4/11	at Jacksonville.....	W	5-3
4/11	at Jacksonville.....	W	7-2
4/12	at Stetson.....	L	5-6
4/12	at Stetson.....	W	9-5
4/16	Mercer.....	W	6-2
4/16	Mercer.....	W	9-0
4/18	Charlotte.....	W	9-0
4/18	Charlotte.....	L	2-5
4/19	Mercer-Atlanta.....	W	3-1
4/19	Mercer-Atlanta.....	W	3-2
4/21	at Auburn.....	L	3-4
4/23	Jacksonville.....	L	13-18
4/24	Jacksonville.....	L	7-19
4/25	Southern.....	L	1-3
4/25	Southern.....	L	5-6
4/26	Southern.....	W	4-2
4/26	Southern.....	W	3-0
4/28	Georgia.....	L	12-17
4/30	at UAB.....	L	1-5
4/30	at UAB.....	L	1-7
5/3	at Western Carolina.....	W	3-2
5/6	Virginia Tech.....	W	22-16
5/9	Charlotte ¹	W	17-5
5/9	South Florida ¹	W	6-3
5/10	South Alabama ¹	L	6-7
5/10	VCU ¹	W	6-3
5/11	South Florida ¹	L	2-8
5/15	at Georgia Tech.....	L	6-7

¹-Sun Belt Tournament, Mobile, Ala. (3rd place)

Head Coach Jim Dorsey, 1981-1982
34-71 (.324)

1981

17-33 Overall • 5-7 Sun Belt (3rd-North)

Coach: Jim Dorsey

2/26	at Florida State.....	L	3-19
2/26	at Florida State.....	L	7-8
2/27	at Florida State.....	L	2-19
3/1	South Carolina.....	W	11-3
3/2	South Carolina.....	W	11-10
3/3	at Mercer-Atlanta.....	W	4-1
3/5	Georgia Tech.....	L	9-35
3/6	Jacksonville State.....	L	4-10
3/6	Jacksonville State.....	L	7-8
3/7	Shorter.....	W	6-2
3/7	Shorter.....	W	8-6
3/9	VCU*.....	W	10-7
3/9	VCU*.....	W	14-13
3/10	VCU.....	W	12-3
3/14	ETSU.....	L	1-20
3/14	ETSU.....	L	9-18
3/16	Eastern Kentucky.....	L	10-14
3/16	Eastern Kentucky.....	L	6-21
3/19	at Shorter.....	L	0-2
3/19	at Shorter.....	L	3-4
3/24	at VCU*.....	W	2-1
3/24	at VCU*.....	L	2-13
3/27	Florida State.....	L	5-15
3/28	Florida State.....	L	8-16
3/29	Florida State.....	W	3-1
3/31	Auburn.....	L	2-11
4/4	at Charlotte*.....	W	8-7
4/4	at Charlotte*.....	L	4-11
4/7	at West Georgia.....	W	7-3
4/9	at Jacksonville State.....	L	4-16
4/9	at Jacksonville State.....	L	2-16
4/14	at Southern Poly.....	W	3-0
4/15	Mercer-Atlanta.....	W	7-4
4/18	at UAB*.....	L	4-10
4/18	at UAB*.....	L	2-11
4/21	at Auburn.....	L	2-11
4/25	UAB*.....	L	5-9
4/25	UAB*.....	L	7-19
4/26	Georgia Southern.....	L	5-10
4/26	Georgia Southern.....	L	4-7
4/28	West Georgia.....	W	9-8
5/2	Charlotte*.....	L	1-3
5/2	Charlotte*.....	W	10-1
5/6	Mercer.....	L	1-21
5/6	Mercer.....	L	9-10
5/13	Florida A&M.....	L	0-4
5/13	Florida A&M.....	L	5-8
5/15	at Georgia Tech.....	L	2-5
5/16	at South Carolina.....	L	2-5
5/16	at South Carolina.....	W	3-2

* Sun Belt Conference game

1982

17-38 Overall

Coach: Jim Dorsey

2/13	at Florida State.....	L	0-23
2/13	at Florida State.....	L	1-9
2/14	at Florida State.....	L	11-25
2/20	at Georgia Southern.....	L	2-4
2/20	at Georgia Southern.....	L	3-7
3/1	Mercer-Atlanta.....	W	7-3
3/3	at Valdosta State.....	W	11-8

3/6	at Shorter.....	L	1-6
3/8	VCU.....	W	5-4
3/9	at Tennessee Tech.....	L	2-10
3/9	at Tennessee Tech.....	L	0-3
3/10	The Citadel.....	L	2-19
3/11	The Citadel.....	L	2-8
3/18	Shorter.....	W	2-1
3/18	Shorter.....	W	4-3
3/20	at Austin Peay State.....	L	9-10
3/20	at Austin Peay State.....	W	13-8
3/25	Charlotte.....	W	3-2
3/25	Charlotte.....	L	1-2
3/26	at Charleston Southern.....	L	4-5
3/26	at Charleston Southern.....	L	1-7
3/27	at Charleston Southern.....	L	1-2
3/29	at Mercer-Atlanta.....	W	16-5
4/2	Stetson.....	L	4-17
4/3	Florida State.....	L	8-17
4/4	Florida State.....	L	6-31
4/7	at Auburn.....	L	1-3
4/10	UAB.....	L	1-6
4/10	UAB.....	W	12-10
4/12	at Columbus State.....	L	8-16
4/12	at Columbus State.....	W	7-0
4/13	Valdosta State.....	L	7-13
4/14	Southern Poly.....	W	6-1
4/19	at Chattanooga.....	W	9-0
4/19	at Chattanooga.....	W	9-0
4/21	at West Georgia.....	L	3-8
4/24	at Charlotte.....	L	5-12
4/24	at Charlotte.....	L	7-9
	at Mercer.....	L	2-12
	at Mercer.....	L	1-6
4/27	at Georgia.....	L	2-7
4/29	Augusta State.....	L	0-7
4/29	Augusta State.....	L	2-3
4/30	Savannah State.....	W	15-0
4/30	Savannah State.....	W	10-2
5/1	at Georgia Tech.....	L	3-4
5/2	at Western Carolina.....	L	8-26
5/3	Columbus State.....	L	2-5
5/3	Columbus State.....	W	10-5
5/5	at Tennessee.....	L	4-6
5/9	Mercer.....	L	6-11
5/9	Mercer.....	W	6-4
5/11	Auburn.....	L	1-11
5/15	at South Carolina.....	L	1-11
5/15	Georgia Tech.....	L	4-20

Head Coach Gary Nave, 1983-1986
74-122-1 (.376)

1983

12-34 Overall

Coach: Gary Nave

Evansville.....	L	3-4
at Georgia College.....	L	0-5
at Georgia College.....	L	2-11
at Shorter.....	W	2-0
at Shorter.....	L	0-1
Western Kentucky.....	W	10-5
Illinois State.....	L	3-5
Illinois State.....	L	1-4
at Appalachian State.....	W	3-2
at Appalachian State.....	L	4-5
Illinois State.....	L	4-9
Illinois State.....	L	0-4

Georgia.....	L	2-18
Eastern Kentucky.....	L	10-17
Eastern Kentucky.....	L	1-7
Eastern Kentucky.....	L	7-15
at Jacksonville.....	L	5-10
at Jacksonville.....	L	4-11
Virginia Tech.....	L	0-6
at Mercer-Atlanta.....	W	17-8
at Mercer-Atlanta.....	W	10-7
Howard.....	W	11-10
at Columbus State.....	L	4-9
at Columbus State.....	W	16-11
4/5 Georgia Tech.....	L	3-10
at West Georgia.....	L	12-13
4/16 at Georgia Tech.....	L	6-8
at West Georgia.....	W	15-11
at Shorter.....	W	5-4
at Shorter.....	W	6-4
at Southern Poly.....	L	4-11
at Georgia.....	L	3-6
at Mercer.....	L	6-9
at Mercer.....	L	6-13
at Florida State.....	L	4-17
at Florida State.....	L	2-10
at Florida State.....	L	3-8
Florida State.....	L	1-10
Florida State.....	W	7-4
Florida State.....	L	7-9
at Mercer.....	L	2-10
at Mercer.....	L	2-12
5/8 at Georgia Tech.....	L	6-16
5/11 Georgia Tech.....	L	4-14
at Georgia Southern.....	W	10-6
at Georgia Southern.....	L	5-9

1984

22-31-1 Overall • 5-11 TAAC (3rd, East)
Coach: Gary Nave

2/24 Evansville.....	W	8-7
2/25 Evansville.....	L	10-14
2/26 at Southern Poly.....	L	3-7
3/1 at Valdosta State.....	L	5-9
3/2 Columbus State.....	L	9-14
3/3 Southern.....	L	11-12
3/5 LaGrange.....	W	9-5
3/6 West Georgia.....	T	18-18
3/7 Appalachian State.....	L	4-7
3/8 Appalachian State.....	W	13-8
3/16 at Armstrong State.....	L	1-10
3/17 at Georgia Southern*.....	L	3-6
3/17 at Georgia Southern*.....	L	1-10
3/18 at Georgia Southern*.....	L	1-14
3/19 at Troy.....	L	3-10
3/21 at Samford*.....	W	12-3
3/22 at Samford*.....	L	2-3
3/22 at Samford*.....	L	6-7
3/23 at Birmingham-Southern.....	L	7-19
3/24 at Huntingdon.....	L	7-11
3/25 at Ga. Southwestern.....	W	12-5
3/27 at Georgia.....	L	2-10
3/28 Samford*.....	W	16-7
3/29 Samford*.....	W	14-12
3/29 Samford*.....	W	8-1
3/31 Florida State.....	L	6-8
4/1 Florida State.....	L	13-26
4/5 Ga. Southwestern.....	W	15-10
4/6 Florida A&M.....	L	19-25

4/7 at West Georgia.....	L	8-9
4/10 Georgia Tech.....	L	5-7
4/12 Shorter.....	W	15-6
4/13 Mercer*.....	L	10-20
4/15 Valdosta State.....	W	13-10
4/16 Georgia.....	W	12-9
4/18 Birmingham-Southern.....	W	16-12
4/20 at Mercer*.....	L	5-7
4/21 at Mercer*.....	L	2-4
4/21 at Mercer*.....	L	2-4
4/23 Georgia Southern*.....	L	3-15
4/24 Georgia Southern*.....	W	21-7
4/24 Georgia Southern*.....	L	2-13
4/25 at Georgia Tech.....	L	6-31
4/26 at LaGrange.....	W	15-6
4/27 Mercer-Atlanta.....	W	6-2
4/27 Mercer-Atlanta.....	W	9-3
4/29 at Georgia Tech.....	L	3-12
4/30 Southern Poly.....	L	8-12
5/2 at Shorter.....	W	1-0
5/5 DeVry Tech.....	W	8-1
5/5 DeVry Tech.....	W	13-3
5/6 Kennesaw State.....	W	1-0
5/7 Georgia Tech.....	L	7-17
5/11 Kennesaw State.....	W	1-0

* TAAC game

1985

17-28 Overall • 5-12 TAAC (4th, East)
Coach: Gary Nave

2/22 Evansville.....	W	2-0
2/23 Ball State.....	L	3-7
2/24 Ball State.....	L	7-18
2/24 Ball State.....	W	8-7
2/28 at Furman.....	W	8-7
Rose-Hulman Tech.....	W	6-3
Rose-Hulman Tech.....	W	9-2
3/4 Saginaw Valley State.....	L	0-12
3/4 Saginaw Valley State.....	L	12-18
3/5 at LaGrange.....	W	11-10
3/8 Samford*.....	W	15-14
3/9 Samford*.....	L	3-5
3/9 Samford*.....	L	4-10
3/17 at Georgia Southern*.....	L	3-11
3/17 at Georgia Southern*.....	L	0-3
3/21 Northwestern.....	L	0-19
3/21 Northwestern.....	W	9-8
3/22 Hillsdale.....	W	4-1
3/23 Aurora.....	W	8-3
3/25 at Samford*.....	W	8-3
3/26 at Samford*.....	L	7-9
3/26 at Samford*.....	L	0-3
3/27 Hope.....	W	8-7
3/28 LaGrange.....	W	17-2
3/29 at Florida State.....	L	0-14
3/29 at Florida State.....	L	4-10
4/6 at West Georgia.....	L	2-5
4/6 at West Georgia.....	L	1-9
4/7 Georgia.....	L	5-13
4/9 at Georgia.....	L	0-20
4/10 Southern Poly.....	L	2-9
4/12 at Mercer*.....	L	1-10
4/13 at Mercer*.....	L	0-3
4/13 at Mercer*.....	L	1-5
4/14 Kennesaw State.....	L	2-3
4/16 Furman.....	W	10-7
4/18 at Kennesaw State.....	L	8-16

4/19 Mercer*.....	W	6-5
4/20 Mercer*.....	W	6-5
4/20 Mercer*.....	L	2-6
4/27 Georgia Southern*.....	L	2-10
4/28 Georgia Southern*.....	L	1-7
4/28 Georgia Southern*.....	W	16-9
5/10 at Georgia Tech.....	L	1-5

* TAAC game

1986

23-29 Overall • 8-10 TAAC (3rd, East)
Coach: Gary Nave

2/6 at Florida International.....	L	1-5
2/7 at Florida International.....	W	9-8
2/8 at Florida International.....	L	2-6
2/9 at Florida International.....	L	0-6
Birmingham-Southern.....	L	3-7
Birmingham-Southern.....	L	6-9
Rose-Hulman Tech.....	W	8-2
Rose-Hulman Tech.....	W	6-5
Shorter.....	W	12-9
LaGrange.....	L	1-6
Union.....	W	7-5
Union.....	L	2-8
Union.....	W	10-8
at Shorter.....	W	4-1
3/11 at Georgia.....	L	4-14
Stone Hill.....	W	1-0
Southern Indiana.....	L	4-8
Southern Indiana.....	W	5-1
Southern Indiana.....	W	5-2
3/17 Georgia Southern*.....	W	5-0
3/17 Georgia Southern*.....	L	1-7
3/18 Georgia Southern*.....	W	5-4
3/25 Aurora.....	L	5-8
3/26 Hope.....	W	7-3
3/27 Hope.....	L	12-13
3/29 Samford*.....	W	6-5
3/29 Samford*.....	W	9-3
3/30 Samford*.....	L	2-3
4/1 at Augusta State.....	L	5-6
4/1 at Augusta State.....	L	12-14
4/2 at Kennesaw State.....	W	8-7
4/3 Columbus State.....	L	3-15
4/4 at Georgia Southern*.....	L	9-10
4/4 at Georgia Southern*.....	W	14-3
4/5 at Georgia Southern*.....	L	1-4
4/11 at Mercer*.....	L	7-8
4/12 at Mercer*.....	L	0-4
4/12 at Mercer*.....	L	1-2
4/19 at Southern Poly.....	L	3-4
4/15 Mercer*.....	L	7-12
4/16 Mercer*.....	W	4-3
4/16 Mercer*.....	W	9-3
4/17 Georgia Tech.....	L	2-7
4/19 at Samford*.....	L	0-3
4/19 at Samford*.....	L	6-10
4/20 at Samford*.....	W	12-2
4/22 at Columbus State.....	L	3-6
4/23 Kennesaw State.....	W	10-2
4/24 at Georgia Tech.....	L	4-15
4/28 LaGrange.....	W	11-4
5/1 Augusta State.....	W	17-3
5/1 Augusta State.....	L	3-7

* TAAC game

1987-1991, Program Dormant



Head Coach Kurt Seibert, 1992-1993
12-55 (.179)

1992

2-30 Overall

Coach: Kurt Seibert

2/19	Georgia College.....	L	3-9
2/21	Kentucky ¹	L	3-18
2/22	Western Kentucky ¹	L	3-15
2/28	at Rollins.....	L	7-15
2/29	at Rollins.....	W	9-7
3/2	Furman.....	W	7-6
3/4	at Mercer.....	L	4-9
3/7	at Southern Poly.....	L	3-11
3/10	at Alabama.....	L	3-18
3/11	at Alabama.....	L	4-16
3/18	at Florida State.....	L	1-7
3/19	at Florida State.....	L	0-22
3/21	Wis.-Milwaukee.....	L	2-7
3/24	Georgia Southern.....	L	0-19
3/31	at West Georgia.....	L	1-6
4/2	West Georgia.....	L	12-15
4/8	Mercer.....	L	7-9
4/11	at Samford.....	L	2-4
4/11	at Samford.....	L	2-7
4/14	at Furman.....	L	3-9
4/16	at Georgia Tech.....	L	1-13
4/17	at Kennesaw State.....	L	3-5
4/17	at Kennesaw State.....	L	1-7
4/22	Berry.....	L	1-12
4/24	at Troy.....	L	0-10
4/25	at Troy.....	L	10-17
4/27	Jacksonville State.....	L	4-8
4/29	Florida International.....	L	2-3
4/30	Florida International.....	L	6-14
5/2	Southern Poly.....	L	8-17
5/15	at Florida State.....	L	7-36
5/16	at Florida State.....	L	4-17

1-at Macon, Ga.

Head Coach Mike Hurst, 1993-2006
293-432 (.404)

**Hurst served as interim head coach for the last 12 games of 1993 season.*

1993

12-35 Overall • 7-14 TAAC (4th-West)

Coach: Kurt Seibert/Mike Hurst

2/13	Western Kentucky.....	L	2-14
2/14	Western Kentucky.....	L	4-20
2/17	Furman.....	L	4-12
2/24	USC Aiken.....(12)	W	4-3
3/3	at Alabama.....	L	3-11
3/5	Centenary*.....	L	4-12
3/6	Centenary*.....	L	0-1
3/6	Centenary*.....	W	3-0
3/8	Troy.....	L	1-5
3/11	Northern Illinois.....	L	5-7
3/21	at Southeastern Louisiana*.....	L	3-4
3/21	at Southeastern Louisiana*.....	L	1-4
3/22	at Southeastern Louisiana*(11)	W	10-7
3/24	Georgia.....	L	4-6
3/26	at Miami (Fla.).....	L	2-13

3/27	at Miami (Fla.).....	L	6-9
3/27	at Miami (Fla.).....	L	1-19
4/2	Samford*.....	W	4-3
4/3	Samford*.....	L	5-6
4/3	Samford*.....	L	0-7
4/6	at Jacksonville State.....	W	13-8
4/9	at Centenary*.....	L	3-8
4/10	at Centenary*.....	L	0-7
4/10	at Centenary*.....	L	4-11
4/12	at Furman.....	W	14-6
4/14	at Auburn.....	L	0-11
4/16	Mercer*.....	L	2-13
4/17	Mercer*.....	W	8-3
4/17	Mercer*.....	W	4-2
4/20	at Georgia Tech.....	L	4-15
4/21	Georgia Tech.....(10)	W	5-4
4/23	Southeastern Louisiana*.....	L	8-11
4/24	Southeastern Louisiana*.....	L	4-6
4/24	Southeastern Louisiana*.....	W	5-4
4/27	at Georgia Tech.....	L	4-10
4/28	at Georgia.....	L	2-9
4/30	at Florida International.....	L	6-7
5/1	at Florida International.....	L	3-9
5/1	at Florida International.....	W	6-5
5/5	at Georgia Southern.....	L	7-10
5/7	at Samford*.....	L	5-8
5/8	at Samford*.....	L	1-7
5/8	at Samford*.....	W	6-5
5/10	Georgia Southern.....	L	6-11
5/12	at Tennessee.....	L	3-9
5/21	at Florida State.....	L	1-23
5/22	at Florida State.....	L	4-12

** TAAC game*

1994

12-42 Overall • 6-18 TAAC (5th, West)

Coach: Mike Hurst

2/4	at Armstrong State.....	L	5-14
2/5	The Citadel ¹	L	4-8
2/12	at Georgia Southern.....	L	4-16
2/13	at Georgia Southern.....	L	3-10
2/16	Furman.....	W	5-4
2/19	Kennesaw State.....	W	3-0
2/20	at Southern Poly.....	L	3-5
2/26	at Florida International.....	L	1-2
2/26	at Florida International.....(5)	L	5-6
2/27	at Florida International.....	L	0-6
2/27	at Florida International.....	W	7-6
3/2	at USC Aiken.....	W	5-4
3/4	at Mercer*.....	L	3-6
3/5	at Mercer*.....	L	4-6
3/5	at Mercer*.....	W	9-6
3/10	at Auburn.....	L	13-18
3/11	Centenary*.....	W	10-8
3/12	Centenary*.....	L	1-12
3/12	Centenary*.....	L	2-4
3/19	Southeastern Louisiana*.....	L	11-15
3/19	Southeastern Louisiana*.....	L	1-12
3/20	Southeastern Louisiana*.....	L	7-15
3/22	at Florida.....	L	3-7
3/23	at Florida.....	L	7-14
3/25	at Samford*.....	L	5-6
3/26	at Samford*.....	L	5-15
3/26	at Samford*.....	L	1-6
3/29	at South Alabama.....	L	2-9

3/29	at South Alabama.....	L	2-9
3/31	at Auburn.....	L	2-5
4/2	at Troy.....	L	2-5
4/3	at Troy.....	L	2-9
4/5	at Georgia Tech.....	L	3-4
4/8	Mercer*.....	L	2-7
4/9	Mercer*.....	L	1-3
4/9	Mercer*.....	L	1-3
4/12	at Georgia Tech.....	L	3-28
4/13	at Furman.....	W	10-1
4/16	at Centenary*.....(8)	W	7-4
4/16	at Centenary*.....	W	13-6
4/17	at Centenary*.....	W	11-8
4/19	Georgia Southern.....	L	1-10
4/20	Georgia Southern.....	L	5-11
4/22	at Southeastern Louisiana*.....	L	6-7
4/23	at Southeastern Louisiana*(8)	L	4-5
4/23	at Southeastern Louisiana*.....	L	4-5
4/29	Samford*.....	L	6-10
4/30	Samford*.....	L	4-7
4/30	Samford*.....	W	5-3
5/4	at Georgia.....	W	5-1
5/5	Georgia.....	L	8-9
5/7	Jacksonville State.....	L	6-7
5/10	Troy.....	L	4-11
5/11	Georgia Tech.....	L	9-23

** TAAC game; 1-at Savannah, Ga.*

1995

20-33 Overall • 11-17 TAAC (7th)

Coach: Mike Hurst

2/10	at Tulane.....	L	3-12
2/11	at Tulane.....	L	3-14
2/12	at Tulane.....	L	3-5
2/17	Presbyterian.....	W	6-2
2/22	Emmanuel.....	W	8-3
2/24	Mercer*.....	L	3-8
2/25	Mercer*.....	W	6-1
2/25	Mercer*.....	L	7-8
3/1	Furman.....	W	13-0
3/3	Oakland.....	L	4-5
3/4	Saint Louis.....	W	4-3
3/5	Saint Louis.....	W	6-3
3/7	at Georgia Southern.....	W	12-10
3/8	at Georgia Southern.....	L	1-8
3/11	at Florida Atlantic*.....	L	2-7
3/12	at Florida Atlantic*.....	L	2-4
3/12	at Florida Atlantic*.....	L	1-7
3/17	Florida International*.....(10)	L	3-5
3/18	Florida International*.....	W	7-2
3/18	Florida International*.....	L	8-9
3/20	New York Tech.....	L	4-15
3/23	South Alabama.....	L	9-10
3/24	at Campbell*.....	L	3-5
3-24	at Campbell*.....	W	8-7
3/25	at Campbell*.....	L	5-6
3/28	at Georgia Tech.....	L	7-18
3/31	College of Charleston*.....	L	2-8
4/1	College of Charleston*.....	W	3-2
4/1	College of Charleston*.....	W	3-1
4/4	Georgia Southern.....	L	3-14
4/4	Georgia Southern.....	W	4-3
4/7	UCF*.....	L	3-14
4/8	UCF*.....	L	4-7
4/8	UCF*.....	L	3-12

4/10	Southern Poly.....	L	7-8
4/12	at Kennesaw State.....	L	1-11
4/14	at Stetson*.....	L	3-8
4/15	at Stetson*.....	W	13-3
4/15	at Stetson*.....	W	4-3
4/18	Central Wesleyan.....	W	12-7
4/19	at Furman.....	L	7-8
4/21	Southeastern Louisiana*.....	W	17-6
4/25	Georgia Tech.....	L	2-11
4/26	at Emory.....	W	7-5
4/28	at Centenary*.....	L	9-15
4/29	at Centenary*.....	W	12-6
4/29	at Centenary*.....	L	1-3
5/3	at Tennessee.....	L	5-13
5/5	at Samford*.....	W	10-5
5/6	at Samford*.....	L	2-8
5/6	at Samford*.....	W	6-4
5/9	at Georgia.....	L	5-11
5/10	Georgia.....	L	5-18

* TAAC game

1996

21-32 Overall • 12-6 TAAC (1st, East)

Coach: Mike Hurst

2/9	at Florida.....	L	0-31
2/10	at Florida.....	L	5-13
2/11	at Florida.....	L	4-19
2/13	Emory.....	W	9-6
2/17	Charlotte.....	W	16-7
2/17	Charlotte.....	W	13-6
2/18	at Troy.....	L	2-11
2/21	Furman.....	L	2-8
2/24	Middle Tennessee.....	W	5-4
2/24	Middle Tennessee.....	L	3-8
2/25	Middle Tennessee.....	L	1-5
2/27	Georgia.....	L	4-10
3/2	West Alabama.....	W	15-1
3/3	at Wofford.....	W	8-0
3/3	at Wofford.....	W	8-2
3/12	at Georgia.....	L	6-14
3/14	UNC Asheville.....	L	6-12
3/16	Samford.....	L	1-4
3/16	Samford.....	L	4-6
3/17	Samford.....	W	5-4
3/22	at Campbell*.....	L	2-3
3/22	at Campbell*.....	W	13-4
3/23	at Campbell*.....	W	7-5
3/26	Georgia Southern.....	L	2-6
3/29	at Mercer*.....	W	10-5
3/30	at Mercer*.....	W	4-3
3/30	at Mercer*.....	W	3-1
4/2	at Georgia Tech.....	L	4-23
4/5	Campbell*.....	W	5-4
4/5	Campbell*.....	W	3-2
4/8	Campbell*.....	W	13-3
4/9	Georgia Tech.....	L	2-4
4/12	College of Charleston*.....	L	6-9
4/13	College of Charleston*.....	L	4-14
4/13	College of Charleston*.....	(8) W	4-3
4/16	Troy.....	L	5-10
4/17	UNC Asheville.....	L	4-10
4/19	at Southeastern La.....	L	1-6
4/20	at Southeastern La.....	L	2-10
4/20	at Southeastern La.....	(8) L	3-4
4/23	at Furman.....	W	11-5

4/24	at Auburn.....	L	4-11
4/27	Mercer*.....	W	4-3
4/27	Mercer*.....	W	3-0
4/28	Mercer*.....	L	2-4
4/30	at Georgia Southern.....	L	12-14
5/1	at Georgia Southern.....	L	5-12
5/3	at College of Charleston*.....	L	2-3
5/4	at College of Charleston*.....	W	6-3
5/4	at College of Charleston*.....	L	3-12
5/7	at Tennessee.....	L	8-12
5/10	Florida International ¹	L	1-4
5/11	Florida International ¹	L	3-8

* TAAC game; 1-TAAC Tournament play-in

1997

23-30 Overall • 10-8 TAAC (2nd, East)

Coach: Mike Hurst

2/11	Georgia Southern.....	W	8-4
2/12	Georgia Southern.....	W	2-0
2/15	Tennessee.....	L	3-14
2/16	Tennessee.....	L	8-12
2/18	Furman.....	L	3-5
2/20	Savannah State.....	W	16-9
2/20	Savannah State.....	L	5-6
2/22	at Charlotte.....	L	3-5
2/22	at Charlotte.....	W	8-6
2/23	at Charlotte.....	W	11-2
2/25	Georgia.....	L	0-5
3/1	at Middle Tennessee.....	L	3-9
3/1	at Middle Tennessee.....	(8) L	6-7
3/4	at Georgia.....	L	3-7
3/5	Stetson.....	W	6-5
3/7	at Samford.....	L	6-11
3/8	at Samford.....	W	3-1
3/8	at Samford.....	W	7-3
3/10	Wisconsin-LaCrosse.....	W	17-6
3/12	Southern Poly.....	L	5-7
3/22	Wofford.....	(8) W	4-3
3/22	Wofford.....	W	18-6
3/23	at Wofford.....	L	2-8
3/25	South Alabama.....	W	8-7
3/26	South Alabama.....	L	8-21
3/28	College of Charleston*..... ¹	W	8-7
3/29	College of Charleston*.....	W	12-5
3/29	College of Charleston*.....	(8) W	5-4
4/1	Georgia Tech.....	L	4-5
4/2	at Furman.....	L	3-4
4/4	Campbell*.....	W	15-0
4/4	Campbell*.....	W	8-4
4/5	Campbell*.....	L	2-10
4/9	at Jacksonville State.....	L	3-5
4/12	at Mercer*.....	L	3-5
4/12	at Mercer*.....	L	1-11
4/13	at Mercer*.....	L	3-13
4/15	at Georgia Southern.....	(11) L	5-6
4/16	at Georgia Southern.....	W	8-5
4/18	at Campbell*.....	W	15-4
4/18	at Campbell*.....	W	5-2
4/19	at Campbell*.....	W	10-6
4/23	at Georgia Tech.....	L	5-16
4/25	at College of Charleston*.....	L	2-11
4/26	at College of Charleston*.....	W	11-1
4/26	at College of Charleston*.....	L	1-6
4/29	at Tennessee Tech.....	L	5-7
4/30	Tennessee Tech.....	L	6-13

5/4	Mercer*.....	W	9-6
5/4	Mercer*.....	L	6-11
5/5	Mercer*.....	L	2-15
5/9	Samford ²	L	6-9
5/10	Samford ²	L	8-9

* TAAC game; 1- Game suspended, completed on March 29, giving GSU three wins in one day.
2-TAAC Tournament play-in

1998

23-29 Overall • 11-7 TAAC (1st, East)

Coach: Mike Hurst

2/11	Georgia College.....	W	19-4
2/14	Alabama State.....	W	20-12
2/15	at Southern Poly.....	L	5-12
2/18	Georgia.....	L	2-16
2/20	at Alabama State.....	W	18-13
2/21	at South Alabama.....	L	0-12
2/22	at South Alabama.....	L	8-21
2/24	at Georgia.....	L	12-24
2/25	Furman.....	W	16-11
2/28	Wofford.....	W	5-3
3/1	at Wofford.....	(11) L	6-7
3/3	Georgia Southern.....	L	4-25
3/4	Georgia Southern.....	L	10-16
3/11	Presbyterian.....	(8) L	3-7
3/11	Presbyterian.....	L	3-10
3/14	Belmont.....	W	4-1
3/14	Belmont.....	L	2-3
3/15	Belmont.....	L	3-14
3/18	Tennessee Tech.....	L	5-13
3/19	Cornell.....	W	5-0
3/20	Cornell.....	W	15-10
3/21	Cornell.....	W	10-7
3/24	at South Carolina.....	L	6-12
3/25	at South Carolina.....	L	0-15
3/27	Mercer*.....	(11) W	2-1
3/28	Mercer*.....	W	6-4
3/28	Mercer*.....	(8) L	7-13
3/31	Samford.....	W	8-6
4/1	at Georgia Tech.....	L	5-9
4/3	at Campbell*.....	W	4-0
4/3	at Campbell*.....	L	1-6
4/4	at Campbell*.....	L	3-22
4/7	at Georgia Southern.....	(12) W	9-7
4/10	College of Charleston*.....	W	15-14
4/11	College of Charleston*.....	W	5-2
4/11	College of Charleston*.....	L	6-7
4/14	Jacksonville State.....	L	5-6
4/15	at Samford.....	L	3-6
4/17	Campbell*.....	W	10-1
4/17	Campbell*.....	W	10-6
4/18	Campbell*.....	L	4-9
4/21	at Tennessee Tech.....	W	17-9
4/25	at Mercer*.....	W	6-3
4/25	at Mercer*.....	W	1-0
4/26	at Mercer*.....	(12) W	6-5
4/29	Georgia Tech.....	L	4-6
5/1	at College of Charleston*.....	W	6-4
5/2	at College of Charleston*.....	L	2-9
5/2	at College of Charleston*.....	L	1-9
5/5	at Tennessee.....	L	5-6
5/8	Florida Atlantic ¹	L	10-18
5/9	Florida Atlantic ¹	L	5-29

* TAAC game; 1-TAAC Tournament play-in

YEAR-BY-YEAR RESULTS



1999

23-33 Overall • 13-17 TAAC (T7th)

Coach: Mike Hurst

2/6	at Florida A&M.....	W	9-1
2/7	at Florida A&M.....	W	10-4
2/9	Furman.....	W	11-10
2/13	No. 28 Tennessee.....	L	8-34
2/14	No. 28 Tennessee.....	W	13-8
2/14	No. 28 Tennessee.....(10)	L	3-4
2/17	Tenn. Wesleyan.....	W	16-3
2/20	at Belmont.....	L	3-4
2/21	at Belmont.....	W	7-4
2/24	at Georgia College.....	L	4-9
2/27	Georgia Tech.....	L	8-14
2/28	at Georgia Tech.....	L	3-9
3/2	at Georgia.....	L	8-13
3/5	at Campbell*.....	W	2-1
3/5	at Campbell*.....	W	6-2
3/6	at Campbell*.....(11)	W	8-6
3/10	Wofford.....	L	8-12
3/12	Centenary*.....	W	5-1
3/12	Centenary*.....	L	5-7
3/13	Centenary*.....	L	8-9
3/16	Eastern Kentucky.....	L	1-12
3/17	Eastern Kentucky.....	L	2-13
3/18	Eastern Kentucky.....	L	8-12
3/25	Howard.....	W	6-5
3/27	at Troy*.....	W	11-8
3/27	at Troy*.....	L	2-10
3/28	at Troy*.....	L	7-9
3/30	Georgia Southern.....	L	6-10
3/31	Georgia Southern.....	L	5-15
4/2	at Jacksonville*.....	L	1-6
4/3	at Jacksonville*.....	L	1-6
4/3	at Jacksonville*.....	W	7-6
4/6	Georgia.....	W	14-10
4/9	Stetson*.....	L	5-17
4/10	Stetson*.....(8)	L	5-9
4/10	Stetson*.....	W	3-2
4/13	at Georgia Southern.....	L	4-6
4/14	at Georgia Southern.....	L	7-22
4/16	Mercer*.....	W	13-12
4/17	Mercer*.....	L	4-8
4/17	Mercer*.....	L	5-8
4/20	Tennessee Tech.....	W	8-2
4/21	Tennessee Tech.....	L	2-6
4/23	at Jacksonville State*.....	W	14-9
4/24	at Jacksonville State*.....(9)	L	3-5
4/25	at Jacksonville State*.....	W	5-4
4/28	at Furman.....	W	11-4
5/1	Samford*.....	W	4-3
5/1	Samford*.....	W	14-10
5/2	Samford*.....	W	10-3
5/8	No. 8 Florida Atlantic*.....	L	9-18
5/8	No. 8 Florida Atlantic*.....	L	8-11
5/9	No. 8 Florida Atlantic*.....	L	4-12
5/14	at UCF*.....	L	1-9
5/15	at UCF*.....	L	6-18
5/15	at UCF*.....	L	1-8

* TAAC game

2000

31-28 Overall • 14-13 TAAC (5th)

Coach: Mike Hurst

2/12	at Southern Miss.....	W	4-2
2/13	at Southern Miss.....	L	8-14
2/15	No. 6 Georgia Tech.....	W	4-3
2/16	No. 6 at Georgia Tech.....	L	4-14
2/18	Illinois-Chicago.....	W	5-0
2/19	Illinois-Chicago.....	W	18-5
2/20	Illinois-Chicago.....	W	5-3
2/23	at Wofford.....	W	13-1
2/24	Howard.....	W	15-8
2/26	Florida A&M.....	W	6-5
2/27	Florida A&M.....	W	13-11
2/29	at Alabama State.....	W	10-7
3/3	at Tennessee.....	L	6-8
3/4	at Tennessee.....	L	2-9
3/5	at Tennessee.....	L	3-15
3/7	at Georgia Southern.....	L	2-6
3/8	at Georgia Southern.....	W	14-5
3/10	Campbell*.....	W	9-4
3/11	Campbell*.....	W	3-0
3/11	Campbell*.....	L	3-4
3/15	No. 22 Georgia.....	W	4-3
3/17	at Florida Atlantic*.....	L	0-2
3/18	at Florida Atlantic*.....	L	0-4
3/18	at Florida Atlantic*.....	W	8-4
3/22	at Furman.....	L	5-6
3/24	UCF*.....	L	5-6
3/25	UCF*.....	W	9-2
3/25	UCF*.....	L	6-8
3/28	at Western Carolina.....	W	21-8
3/29	at Western Carolina.....	L	4-5
3/31	at Stetson*.....	L	0-7
4/1	at Stetson*.....	L	0-2
4/1	at Stetson*.....	W	7-5
4/5	Georgia Southern.....	L	9-13
4/5	Georgia Southern.....	L	1-11
4/7	Troy*.....	W	6-2
4/8	Troy*.....	L	8-19
4/8	Troy*.....	W	5-4
4/11	Alabama State.....	W	19-4
4/14	Jacksonville*.....	W	12-3
4/15	Jacksonville*.....	W	6-3
4/15	Jacksonville*.....	L	2-7
4/19	Furman.....	L	4-10
4/21	at Samford*.....	L	2-4
4/22	at Samford*.....	W	8-2
4/22	at Samford*.....	W	8-6
4/26	at Tennessee Tech.....	L	3-5
4/26	at Tennessee Tech.....	W	10-2
4/29	Jacksonville State*.....	W	6-2
4/29	Jacksonville State*.....	L	0-11
4/30	Jacksonville State*.....	W	18-1
5/10	at Georgia.....	L	5-8
5/12	at Mercer*.....	W	6-3
5/13	at Mercer*.....(9)	L	6-7
5/13	at Mercer*.....	L	5-6
5/17	No. 30 Florida Atlantic ¹	L	3-4
5/18	No. 23 UCF ¹	W	6-5
5/19	No. 30 Florida Atlantic ¹	W	8-7
5/19	Campbell ¹	L	3-5

* TAAC game; 1-TAAC Tournament, Jacksonville, Fla. (3rd place)

2001

20-35 Overall • 8-19 TAAC (9th)

Coach: Mike Hurst

2/10	at South Alabama.....	L	2-8
2/11	at South Alabama.....	L	4-5
2/17	Gardner-Webb.....	W	6-5
2/17	Gardner-Webb.....	W	6-5
2/18	Gardner-Webb.....	W	8-7
2/20	Furman.....	L	1-9
2/21	at Alabama State.....	W	10-3
2/24	Oakland.....	W	5-1
2/26	Oakland.....	W	13-4
2/26	Oakland.....	W	13-4
2/27	at Georgia.....	L	4-5
3/2	at Tulane.....	L	11-12
3/4	at Tulane.....	L	0-2
3/4	at Tulane.....(10)	L	10-11
3/6	at Birmingham-Southern.....	L	10-14
3/7	Alabama State.....	W	10-0
3/10	Belmont.....	W	6-5
3/11	Belmont.....	L	4-6
3/13	Georgia Tech.....	L	3-11
3/14	at Furman.....	W	4-1
3/16	at Jacksonville*.....	L	3-5
3/17	at Jacksonville*.....	L	3-5
3/17	at Jacksonville*.....	L	1-4
3/21	Georgia Southern.....	L	6-24
3/23	Mercer*.....	L	7-23
3/24	Mercer*.....	L	8-17
3/24	Mercer*.....	W	11-5
3/27	No. 26 at Georgia.....	W	5-3
3/30	at Jacksonville State*.....	W	3-2
3/31	at Jacksonville State*.....(10)	W	6-4
3/31	at Jacksonville State*.....	L	5-12
4/4	at Georgia Tech.....	L	4-23
4/6	at Troy*.....(9)	L	1-4
4/7	at Troy*.....	L	3-4
4/7	at Troy*.....	W	4-0
4/10	Western Carolina.....	W	4-3
4/11	Western Carolina.....	L	7-13
4/13	No. 7 Stetson*.....	L	2-10
4/14	No. 7 Stetson*.....	W	3-2
4/14	No. 7 Stetson*.....	L	1-8
4/17	Tennessee Tech.....(11)	L	8-14
4/18	Tennessee Tech.....	L	10-11
4/20	Florida Atlantic*.....	L	3-8
4/21	Florida Atlantic*.....(8)	L	6-11
4/21	Florida Atlantic*.....	W	11-0
4/25	at Georgia Southern.....	L	5-6
4/27	at Campbell*.....	W	9-5
4/28	at Campbell*.....	W	3-2
4/28	at Campbell*.....(10)	L	1-2
5/4	Samford*.....	L	6-13
5/5	Samford*.....	L	4-8
5/5	Samford*.....	L	2-12
5/11	at UCF*.....	L	1-12
5/11	at UCF*.....	L	0-11
5/12	at UCF*.....(11)	L	2-5

* TAAC game



YEAR-BY-YEAR RESULTS

2002

24-32 Overall • 13-17 A-Sun (T6th)

Coach: Mike Hurst

2/15	Drexel.....	W	8-7
2/16	Drexel.....	W	10-8
2/16	Drexel.....	L	5-7
2/20	at Alabama.....	L	2-4
2/23	Savannah State.....	W	4-1
2/24	Savannah State.....	W	20-2
2/26	at Georgia Southern.....	L	4-19
2/27	at Georgia Southern.....	L	6-21
3/3	at Georgia Tech.....	L	5-12
3/5	at Tennessee Tech.....	L	1-8
3/6	at Tennessee Tech.....	W	9-4
3/8	at Belmont*.....	W	6-0
3/9	at Belmont*.....	W	10-5
3/9	at Belmont*.....	L	1-4
3/13	Georgia Tech.....	L	7-11
3/15	Campbell*.....	W	3-1
3/15	Campbell*.....	W	6-1
3/16	Campbell*.....	W	7-5
3/19	at Gardner-Webb.....	W	4-2
3/20	Western Carolina.....(10)	W	9-5
3/22	Troy*.....	W	5-1
3/23	Troy*.....	L	1-7
3/23	Troy*.....	W	6-4
3/26	Georgia Southern.....	L	12-17
3/27	Georgia Southern.....	L	4-12
3/30	at Miami (Ohio).....	L	6-10
3/30	at Miami (Ohio).....	L	1-2
3/31	at Miami (Ohio).....	W	11-8
4/3	Gardner-Webb.....	W	8-5
4/5	at Stetson*.....	L	2-11
4/6	at Stetson*.....	(8) L	0-1
4/6	at Stetson*.....	L	1-4
4/9	Morris Brown.....	W	10-1
4/10	Furman.....	L	5-6
4/13	Jacksonville*.....	L	0-1
4/13	Jacksonville*.....	L	0-7
4/14	Jacksonville*.....	W	8-2
4/16	Georgia.....	L	2-3
4/19	at Mercer*.....	W	5-4
4/20	at Mercer*.....	L	5-11
4/20	at Mercer*.....	L	4-6
4/23	Birmingham-Southern.....	L	4-6
4/24	at Birmingham-Southern.....	L	3-4
4/26	at Samford*.....	L	3-4
4/27	at Samford*.....	W	6-1
4/27	at Samford*.....	L	4-5
5/5	Jacksonville State*.....	L	0-3
5/5	Jacksonville State*.....	W	9-0
5/6	Jacksonville State*.....(11)	L	2-3
5/10	UCF*.....	L	1-6
5/11	UCF*.....	L	5-19
5/11	UCF*.....	(9) L	7-8
5/14	at Furman.....	W	4-2
5/17	at Florida Atlantic*.....(10)	W	3-2
5/18	at Florida Atlantic*.....(11)	W	5-4
5/18	at Florida Atlantic*.....	L	4-11

* Atlantic Sun game

2003

25-29 Overall • 16-17 A-Sun (T7th)

Coach: Mike Hurst

2/15	UNC Asheville.....	W	5-4
2/16	UNC Asheville.....	W	4-3
2/18	at Georgia Southern.....	L	2-3
2/19	at Georgia Southern.....	L	0-1
2/22	Miami (Ohio).....	W	8-6
2/23	Miami (Ohio).....	L	5-6
2/24	Miami (Ohio).....	L	2-5
2/25	Morris Brown.....	W	16-4
2/28	at Campbell*.....	W	4-1
3/1	at Campbell*.....	W	10-2
3/1	at Campbell*.....	W	9-2
3/5	at Georgia Southern.....	L	3-10
3/8	Florida Atlantic*.....	L	3-10
3/8	Florida Atlantic*.....	L	4-7
3/9	Florida Atlantic*.....(10)	L	7-10
3/10	Maine.....	W	4-3
3/11	Albany State.....	W	19-6
3/14	at UCF*.....	W	5-2
3/15	at UCF*.....	L	3-15
3/15	at UCF*.....	W	3-2
3/22	Gardner-Webb*.....	L	4-10
3/22	Gardner-Webb*.....	W	4-0
3/23	Gardner-Webb*.....	L	0-7
3/25	Georgia Southern.....	W	7-5
3/26	Georgia Southern.....	L	3-8
3/28	at Troy*.....	W	4-1
3/29	at Troy*.....	L	4-9
3/29	at Troy*.....	L	9-16
4/1	Tennessee Tech.....	W	7-6
4/2	Tennessee Tech.....	W	10-5
4/4	Stetson*.....	W	7-2
4/5	Stetson*.....	(9) W	4-3
4/5	Stetson*.....	L	7-15
4/8	at Georgia Tech.....	L	3-11
4/11	at Jacksonville*.....	W	4-2
4/12	at Jacksonville*.....	L	1-2
4/12	at Jacksonville*.....	L	5-6
4/15	at Georgia.....	L	7-14
4/18	Mercer*.....	W	5-1
4/19	Mercer*.....	W	12-3
4/19	Mercer*.....	L	4-9
4/22	at Western Carolina.....	L	10-21
4/23	at Western Carolina.....(10)	L	7-9
4/25	Belmont*.....	L	4-6
4/26	Belmont*.....	W	9-0
4/26	Belmont*.....	L	3-7
5/6	at Georgia Tech.....	L	3-11
5/9	Samford*.....	W	9-4
5/10	Samford*.....	W	8-6
5/10	Samford*.....	W	10-7
5/14	Furman ¹	L	6-10
5/16	at Jacksonville State*.....	L	3-11
5/17	at Jacksonville State*.....(10)	L	2-3
5/17	at Jacksonville State*.....	L	6-7

* Atlantic Sun game; 1-at Marietta, Ga.

2004

18-36 Overall • 11-19 A-Sun (9th)

Coach: Mike Hurst

2/17	at Georgia Southern.....	L	4-14
2/18	at Georgia Southern.....	W	13-3
2/21	at UNC Asheville.....	L	3-9
2/22	at UNC Asheville.....	L	2-5
2/24	Alabama State.....	W	9-1
2/28	Campbell*.....	L	0-2
2/28	Campbell*.....	W	5-1
3/1	Campbell*.....	L	3-14
3/2	at Alabama State.....	W	10-9
3/5	at Tennessee.....	L	1-3
3/6	at Tennessee.....	L	0-1
3/7	at Tennessee.....	L	2-3
3/9	Georgia ¹	L	4-10
3/12	Jacksonville*.....	L	6-15
3/13	Jacksonville*.....	W	7-6
3/13	Jacksonville*.....	W	11-1
3/16	Austin Peay.....	L	8-19
3/17	Austin Peay.....	L	4-11
3/19	at Stetson*.....	L	3-6
3/20	at Stetson*.....	L	1-7
3/20	at Stetson*.....	L	1-9
3/23	at Samford.....	W	8-4
3/26	Lipscomb*.....	W	5-1
3/27	Lipscomb*.....	W	2-1
3/27	Lipscomb*.....	W	2-1
3/30	Western Carolina.....(13)	L	9-10
3/31	Western Carolina.....	W	11-10
4/2	at Belmont*.....	W	8-3
4/3	at Belmont*.....	L	1-10
4/3	at Belmont*.....	W	5-4
4/6	Georgia Tech.....	L	3-25
4/9	Troy*.....	L	7-18
4/10	Troy*.....	L	3-4
4/10	Troy*.....	L	6-12
4/16	at Mercer*.....	W	14-10
4/17	at Mercer*.....	W	8-3
4/17	at Mercer*.....	L	3-4
4/21	at Georgia.....	L	3-6
4/23	Florida A&M.....	W	13-6
4/24	Florida A&M.....	L	1-2
4/25	Florida A&M.....	W	7-4
4/27	Georgia.....	L	6-16
5/1	Georgia Southern.....	L	0-8
5/2	Georgia Southern.....	L	0-11
5/9	at Gardner-Webb*.....	L	3-6
5/10	at Gardner-Webb*.....	L	2-3
5/10	at Gardner-Webb*.....	L	4-6
5/14	at Florida Atlantic*.....	L	3-14
5/15	at Florida Atlantic*.....	L	3-4
5/15	at Florida Atlantic*.....	W	9-4
5/18	at Georgia Tech.....	L	3-13
5/21	UCF*.....	L	0-11
5/22	UCF*.....	(8) L	9-10
5/22	UCF*.....	L	5-6

* Atlantic Sun game; 1-at Marietta, Ga.

YEAR-BY-YEAR RESULTS



2005

25-32 Overall • 15-15 A-Sun (6th)

Coach: Mike Hurst

2/11	No. 13 at Georgia Tech.....	W	5-2
2/15	Samford.....	L	3-5
2/18	Mississippi Valley State.....	W	8-6
2/18	Mississippi Valley State.....	W	9-2
2/19	Mississippi Valley State.....	W	7-5
2/23	Georgia Tech.....	L	6-11
2/26	Florida A&M ¹	W	8-4
3/2	Georgia ²	L	1-4
3/4	Mercer*.....	W	5-4
3/5	Mercer*.....	W	15-8
3/5	Mercer*.....	W	13-11
3/9	at Western Carolina.....	L	1-3
3/9	at Western Carolina.....	L	7-12
3/11	Stetson*.....	W	20-4
3/12	Stetson*.....	W	15-4
3/13	Stetson*.....	L	6-16
3/15	Tennessee Tech.....	W	9-7
3/15	Tennessee Tech.....	W	3-2
3/18	at Jacksonville*.....	W	4-3
3/19	at Jacksonville*.....	L	3-14
3/20	at Jacksonville*.....	W	6-4
3/23	at Georgia.....	L	5-9
3/25	Belmont*.....	L	4-7
3/25	Belmont*.....	W	6-5
3/26	Belmont*.....	L	2-3
3/29	at Georgia Southern.....	L	4-10
3/30	at Georgia Southern.....	L	6-7
4/2	at Lipscomb*.....	W	5-3
4/2	at Lipscomb*.....	L	2-3
4/3	at Lipscomb*.....	W	7-3
4/6	UAB.....	L	0-3
4/8	No. 18 Charleston, College of.....	L	5-8
4/9	No. 18 Charleston, College of.....	W	5-1
4/10	No. 18 Charleston, College of.....	L	6-7
4/13	Reinhardt.....(10)	L	1-3
4/15	at Troy*.....	L	7-8
4/16	at Troy*.....	L	2-11
4/17	at Troy*.....	L	2-3
4/19	at Austin Peay.....(11)	L	3-4
4/20	at Austin Peay.....	L	9-10
4/23	Gardner-Webb*.....	W	7-4
4/23	Gardner-Webb*.....	L	6-8
4/24	Gardner-Webb*.....	W	8-6
4/27	at Samford.....	W	1-0
4/29	at Campbell*.....	W	8-5
4/30	at Campbell*.....	L	6-9
4/30	at Campbell*.....	W	13-12
5/10	Georgia Southern.....	L	3-8
5/11	Georgia Southern.....	W	10-4
5/13	at UCF*.....	L	2-3
5/14	at UCF*.....	W	3-2
5/15	at UCF*.....	L	5-12
5/19	Florida Atlantic*.....	L	6-16
5/21	Florida Atlantic*.....(10)	L	3-7
5/21	Florida Atlantic*.....	L	4-6
5/25	vs. Florida Atlantic ³	L	1-11
5/26	vs. Troy ³	L	0-7

* Atlantic Sun game; 1-at Savannah, Ga.; 2-at Marietta, Ga.; 3-A-Sun Tournament, Deland, Fla.

2006

26-31 Overall • 13-17 CAA (6th)

Coach: Mike Hurst

2/15	at No. 3 Georgia Tech.....	L	9-11
2/16	Albany.....	L	4-6
2/16	Albany.....	W	6-3
2/17	Albany.....	W	8-1
2/24	UNC Asheville.....	W	8-0
2/26	UNC Asheville.....	W	14-13
2/26	UNC Asheville.....	W	5-2
3/1	Wofford.....	W	11-8
3/4	at Charleston, College of.....	L	1-2
3/4	at Charleston, College of.....	L	7-20
3/5	at Charleston, College of.....	L	2-15
3/8	at UAB.....	L	8-9
3/10	Northeastern*.....	W	2-1
3/11	Northeastern*.....	L	2-5
3/12	Northeastern*.....	W	11-10
3/14	Mississippi Valley State.....	W	12-4
3/16	Mississippi Valley State.....	L	4-6
3/17	Old Dominion*.....	L	11-13
3/18	Old Dominion*.....	L	3-4
3/19	Old Dominion*.....	L	2-6
3/22	Georgia ¹	L	7-14
3/24	at Hofstra*.....	L	6-7
3/25	at Hofstra*.....	W	6-2
3/26	at Hofstra*.....	W	8-2
3/28	at Mercer.....	L	2-7
3/29	Mercer.....	W	6-5
3/31	at VCU*.....	L	2-10
4/1	at VCU*.....	L	2-18
4/2	at VCU*.....	L	2-8
4/4	Furman.....	W	13-6
4/5	at Furman.....	L	5-16
4/7	Towson*.....	W	8-5
4/8	Towson*.....	W	11-2
4/9	Towson*.....	W	9-3
4/11	at Tennessee Tech.....	W	5-2
4/12	at Tennessee Tech.....	W	13-8
4/19	No. 8 Georgia Tech.....	L	2-13
4/21	at UNC Wilmington*.....	L	8-13
4/22	at UNC Wilmington*.....	W	9-4
4/23	at UNC Wilmington*.....	L	3-5
4/25	Georgia Southern.....	L	5-7
4/28	at James Madison*.....	L	4-11
4/29	at James Madison*.....	L	1-10
4/30	at James Madison*.....	L	8-12
5/5	George Mason*.....	L	14-17
5/6	George Mason*.....	W	8-7
5/7	George Mason*.....	W	12-3
5/9	Samford.....	W	9-2
5/12	at Delaware*.....	L	3-6
5/13	at Delaware*.....	W	4-3
5/14	at Delaware*.....	W	8-4
5/19	William & Mary*.....	W	7-4
5/20	William & Mary*.....(10)	L	16-17
5/21	William & Mary*.....	L	4-8
5/24	vs. James Madison ²	L	0-7
5/25	vs. Old Dominion ²(10)	W	6-5
5/26	vs. VCU ²	L	1-6

* CAA game; 1-at Marietta, Ga.; 2-CAA Tournament, Wilmington, N.C.

Greg Frady, 2007-present

253-204-1, 8 years

2007

26-32 Overall • 15-15 CAA (6th)

Coach: Greg Frady

2/10	at No. 25 Alabama.....	L	3-12
2/10	at No. 25 Alabama.....	L	0-7
2/11	at No. 25 Alabama.....	L	3-9
2/14	at Mercer.....	L	2-8
2/17	Alabama State.....	W	16-6
2/18	Alabama State.....	W	20-4
2/21	at No. 15 Georgia Tech.....	W	9-5
2/23	Indiana State.....	L	6-18
2/24	Indiana State.....	L	1-5
2/24	Indiana State.....(8)	W	3-2
2/28	Mercer.....	L	1-5
3/2	Mississippi Valley State.....	W	15-5
3/3	Mississippi Valley State.....	W	12-3
3/3	Mississippi Valley State.....	W	15-3
3/6	Clark Atlanta.....	W	13-1
3/7	at Furman.....	W	7-3
3/9	Southeastern La.....	W	8-7
3/10	Southeastern La.....	L	4-14
3/11	Southeastern La.....	L	4-12
3/16	UNC Wilmington*.....	W	5-3
3/17	UNC Wilmington*.....	L	8-13
3/18	UNC Wilmington*.....	L	1-9
3/21	Georgia Tech.....	L	0-3
3/23	at George Mason*.....	L	3-6
3/24	at George Mason*.....	W	6-1
3/25	at George Mason*.....	L	7-8
3/30	Delaware*.....	L	1-2
3/31	Delaware*.....(10)	W	9-8
4/1	Delaware*.....(13)	W	8-7
4/4	Mercer.....	W	10-8
4/6	at William & Mary*.....	W	17-11
4/8	at William & Mary*.....	W	6-2
4/8	at William & Mary*.....	W	15-12
4/11	at Jacksonville State.....	L	8-16
4/13	VCU*.....	L	9-10
4/14	VCU*.....	L	5-7
4/15	VCU*.....	W	12-11
4/20	at Northeastern*.....	L	4-6
4/21	at Northeastern*.....	W	7-4
4/22	at Northeastern*.....	L	1-7
4/24	at Georgia Southern.....	L	4-9
4/25	at Georgia Southern.....	L	9-13
4/27	James Madison*.....	L	9-15
4/28	James Madison*.....	W	20-6
4/29	James Madison*.....	L	0-1
5/4	Hofstra*.....	W	13-3
5/5	Hofstra*.....	L	1-3
5/6	Hofstra*.....(10)	W	4-3
5/8	Jacksonville State.....	L	11-17
5/11	at Old Dominion*.....	L	2-3
5/12	at Old Dominion*.....	W	7-1
5/13	at Old Dominion*.....	L	2-3
5/15	Furman.....	L	4-6
5/17	at Towson*.....	L	2-12
5/18	at Towson*.....	W	5-1
5/19	at Towson*.....	W	9-2
5/23	vs. Old Dominion ¹	L	2-5
5/24	vs. George Mason ¹	L	2-10

* CAA game; 1-CAA Tournament, Wilmington, N.C.

2008

33-23 Overall • 12-17 CAA (7th)

Coach: Greg Frady

2/22	Jackson State.....	W	12-4
2/23	Jackson State.....	W	11-7
2/23	Jackson State.....	W	19-0
2/24	Jackson State.....	W	18-9
2/29	IPFW	W	12-2
3/1	IPFW	W	13-2
3/1	IPFW	W	6-4
3/2	IPFW	W	5-4
3/4	Tennessee Tech.....	L	7-13
3/5	Tennessee Tech.....	W	8-6
3/7	James Madison*	L	5-16
3/8	James Madison*	L	1-5
3/9	James Madison*	L	3-8
3/12	No. 11 Georgia Tech	L	6-10
3/14	at George Mason*	W	9-5
3/15	at George Mason*	L	1-3
3/16	at George Mason*	L	11-12
3/18	at Jacksonville State	W	4-3
3/21	at VCU*	W	9-2
3/22	at VCU*	W	5-2
3/23	at VCU*	W	7-3
3/25	at No. 17 Georgia Tech	L	1-12
3/26	at Mercer	W	12-8
3/28	Northeastern*	W	7-4
3/29	Northeastern*	L	6-14
3/30	Northeastern*	W	17-7
4/2	at Samford.....	L	6-11
4/6	William & Mary*	L	2-3
4/6	William & Mary*	W	6-3
4/8	at Auburn.....	L	6-9
4/11	at No. 22 UNC Wilmington*(11)	L	5-6
4/12	at No. 22 UNC Wilmington* ...	L	9-10
4/13	at No. 22 UNC Wilmington* ...	L	8-9
4/16	at No. 7 Georgia	L	5-7
4/19	N.C. Central.....	W	12-4
4/19	N.C. Central.....	W	14-0
4/20	N.C. Central.....	W	9-7
4/21	Alabama A&M	(5) W	12-2
4/21	Alabama A&M	(5) W	19-3
4/23	Savannah State	W	8-7
4/25	Hofstra*	W	7-1
4/26	Hofstra*	L	6-7
4/27	Hofstra*	L	10-13
4/30	Samford.....	W	12-4
5/2	Delaware*	L	8-10
5/3	Delaware*	L	5-8
5/4	Delaware*	W	5-4
5/6	Presbyterian.....	W	10-4
5/6	Presbyterian.....	W	7-1
5/9	at Old Dominion*	L	4-7
5/10	at Old Dominion*	W	6-4
5/11	at Old Dominion*	W	5-4
5/13	at Presbyterian	W	8-7
5/15	at Towson*	W	10-6
5/16	at Towson*	L	3-4
5/17	at Towson*	L	2-7

* CAA game



2009

39-22 Overall • 12-9 CAA (2nd)

CAA Tournament Champions

NCAA Atlanta Regional

Coach: Greg Frady

2/20	Cleveland State.....	W	6-5
2/21	Cleveland State..... (10) L	5-6	
2/21	Cleveland State.....	W	10-0
2/22	Cleveland State.....	W	14-12
2/25	at Mercer	W	9-5
2/27	Eastern Michigan.....	W	14-6
2/28	Eastern Michigan.....	W	12-6
3/3	at No. 18 South Carolina	L	0-2
3/4	vs. Xavier ¹	L	1-5
3/6	vs. Michigan State ¹	W	2-0
3/6	vs. Xavier ¹	L	4-12
3/7	at Bethune-Cookman ¹	W	8-6
3/10	at Florida A&M.....	W	22-6
3/11	Augusta State.....	W	10-5
3/13	UT-Martin	W	10-7
3/13	UT-Martin	(10) L	7-8
3/17	Savannah State	W	14-10
3/18	No. 3 Georgia	L	6-11
3/20	at William & Mary*	(10) W	6-4
3/21	at William & Mary*	(15) L	8-9
3/22	at William & Mary*	W	12-9
3/24	at No. 3 Georgia Tech	W	10-1
3/30	at Kennesaw State	W	5-4
3/31	Mercer	L	4-5
4/1	Oglethorpe.....	W	14-7
4/4	at Delaware*	W	19-10
4/4	at Delaware*	W	11-7
4/5	at Delaware*	L	4-8
4/7	at Auburn.....	L	2-4

4/8	Alabama State.....	W	20-9
4/8	Alabama State.....	W	14-3
4/10	Old Dominion*	W	3-2
4/11	Old Dominion*	W	14-13
4/12	Old Dominion*	L	1-2
4/14	at Samford.....	L	2-12
4/15	No. 10 Georgia Tech	L	2-18
4/18	at Northeastern*	W	5-3
4/18	at Northeastern*	L	1-4
4/19	at Northeastern*	W	7-3
4/21	at Tennessee Tech.....	W	9-7
4/22	at Tennessee Tech.....	L	4-6
4/24	at James Madison*	L	2-6
4/25	at James Madison*	L	6-8
4/26	at James Madison*	L	5-6
5/1	VCU*	W	8-4
5/2	VCU*	W	11-6
5/3	VCU*	W	5-4
5/5	Samford.....	W	9-3
5/7	Atlanta Christian	W	14-9
5/8	Towson*	L	6-9
5/9	Towson*	L	6-7
5/10	Towson*	W	15-5
5/12	Florida A&M	W	4-1
5/15	Alabama State.....	W	11-8
5/15	Alabama State.....	W	11-1
5/20	vs. Northeastern ²	W	6-5
5/21	at UNC Wilmington ²	W	8-5
5/22	vs. No. 27 George Mason ² ...	W	9-3
5/23	at UNC Wilmington ²	W	12-10
5/29	at No. 13 Georgia Tech ³	L	3-9
5/30	vs. No. 22 Elon ³	L	3-4

* CAA Game; 1-Bethune Cookman Tournament; 2-CAA Tournament, Wilmington, N.C.; 3-NCAA Atlanta Regional (at Georgia Tech)

YEAR-BY-YEAR RESULTS



2010

34-23-1 Overall • 17-6-1 CAA (2nd)

Coach: Greg Frady

2/19	at No. 5 Florida State.....	L	3-11
2/20	at No. 5 Florida State.....	L	7-14
2/21	at No. 5 Florida State.....	L	2-12
2/23	USC Upstate.....	L	7-9
2/24	at USC Upstate.....	L	5-8
3/3	Mercer.....	L	2-7
3/5	N.C. Central.....	W	32-3
3/6	N.C. Central..... (7) W		14-0
3/6	N.C. Central..... (7) W		24-2
3/7	N.C. Central..... (7) W		33-5
3/8	UNC Asheville.....	W	13-6
3/9	UNC Asheville.....	W	17-2
3/12	at New Mexico State.....	W	13-2
3/13	at New Mexico State.....	L	11-12
3/14	at New Mexico State.....	W	30-24
3/17	at Kennesaw State.....	L	2-3
3/19	Centenary ¹	W	10-9
3/20	at Austin Peay ¹	W	14-4
3/20	Centenary ¹	L	13-17
3/23	Alabama State..... (7) W		27-3
3/24	Kennesaw State.....	W	19-9
3/27	at Old Dominion*.....	W	2-1
3/27	at Old Dominion*.....	L	1-6
3/28	at Old Dominion*.....	W	16-10
3/30	No. 2 Georgia Tech.....	L	3-14
4/2	at Towson*.....	L	8-14
4/3	at Towson*..... (10) L		18-19
4/4	at Towson*.....	L	13-14
4/6	at Auburn.....	L	7-22
4/9	Hofstra*.....	W	9-2
4/10	Hofstra*.....	W	8-2
4/11	Hofstra*.....	W	6-3
4/13	at Mercer.....	W	8-6
4/16	Air Force.....	W	5-4
4/17	Air Force.....	W	16-9
4/17	Air Force..... (7) W		20-7
4/18	Air Force.....	L	6-7
4/21	Mercer.....	L	6-7
4/23	at VCU*.....	W	7-3
4/24	at VCU*.....	W	12-7
4/25	at VCU*..... (10) T		14-14
4/28	Alabama State..... (7) W		23-1
4/30	George Mason*.....	W	9-2
5/1	George Mason*.....	W	7-6
5/2	George Mason*..... (11) W		5-4
5/8	at UNC Wilmington*.....	W	11-4
5/8	at UNC Wilmington*.....	W	1-0
5/9	at UNC Wilmington*.....	L	3-8
5/11	at Georgia.....	L	9-13
5/14	Northeastern*.....	W	10-7
5/15	Northeastern*.....	L	7-9
5/16	Northeastern*.....	W	10-4
5/18	at No. 6 Georgia Tech.....	L	3-9
5/21	William & Mary*..... (10) W		3-2
5/22	William & Mary*.....	W	5-3
5/23	William & Mary*.....	W	7-6
5/27	vs. VCU ²	L	4-7
5/28	vs. UNC Wilmington ²	L	8-10

* CAA Game; 1-Austin Peay Tournament; 2-CAA Tournament, Wilmington, N.C.

2011

37-21 Overall • 17-13 CAA (4th)

Coach: Greg Frady

2/18	Texas Southern.....	W	9-0
2/19	Texas Southern.....	W	3-0
2/20	Texas Southern.....	W	5-1
2/22	at Mercer.....	W	14-5
2/25	Western Illinois.....	W	3-0
2/26	Western Illinois..... (12) W		8-7
2/26	Western Illinois.....	W	11-5
2/27	Western Illinois.....	L	2-8
3/2	at No. 23 Georgia Tech.....	W	6-3
3/4	vs. Iowa ¹	W	10-6
3/5	at Mississippi State ¹	L	1-8
3/6	vs. Iowa ¹	L	2-3
3/6	at Mississippi State ¹	L	3-7
3/8	UNC Asheville.....	W	7-1
3/11	Towson*..... (10) W		6-5
3/12	Towson*.....	W	5-4
3/13	Towson*.....	W	9-6
3/15	Alabama State.....	W	14-4
3/17	Harvard.....	W	9-3
3/18	Murray State.....	W	17-6
3/19	Murray State.....	W	11-6
3/20	Murray State.....	W	14-10
3/23	at Kennesaw State.....	W	6-3
3/25	VCU*.....	W	11-8
3/25	VCU*..... (11) L		6-10
3/27	VCU*.....	L	8-17
3/29	Florida A&M.....	W	16-0
4/1	at Delaware*.....	L	5-10
4/2	at Delaware*.....	L	4-5
4/3	at Delaware*.....	W	10-8
4/5	Mercer.....	W	9-4
4/9	at James Madison*.....	L	6-9
4/9	at James Madison*.....	W	16-3
4/10	at James Madison*.....	W	9-6
4/13	Alabama State.....	W	6-1
4/15	Old Dominion*.....	L	1-4
4/16	Old Dominion*.....	W	8-4
4/17	Old Dominion*.....	L	3-4
4/19	Kennesaw State.....	L	6-14
4/22	at Northeastern*.....	W	7-3
4/22	at Northeastern*.....	L	2-3
4/24	at Northeastern*.....	W	5-0
4/26	Oglethorpe.....	W	5-0
4/29	Hofstra*.....	W	6-4
4/30	Hofstra*.....	W	13-0
5/1	Hofstra*.....	W	6-3
5/7	at UNC Wilmington*.....	L	4-8
5/7	at UNC Wilmington*.....	L	1-6
5/8	at UNC Wilmington*.....	L	4-6
5/12	at William & Mary*.....	W	7-2
5/13	at William & Mary*.....	L	7-8
5/14	at William & Mary*.....	W	11-6
5/17	at Mercer.....	L	6-9
5/19	George Mason*.....	W	3-1
5/20	George Mason*.....	L	3-5
5/21	George Mason*..... (10) W		2-1
5/26	vs. James Madison ²	L	0-4
5/27	vs. Old Dominion ²	L	3-7

* CAA Game; 1-Mississippi State Tournament; 2-CAA Tournament, Wilmington, N.C.

2012

Overall 24-31 • 14-16 CAA (7th)

Coach: Greg Frady

2/17	Western Illinois.....	L	5-7
2/17	Western Illinois.....	W	7-0
2/18	Western Illinois.....	W	11-9
2/19	Western Illinois.....	W	9-4
2/22	at No. 9 Georgia.....	L	1-4
2/24	Austin Peay.....	W	8-5
2/25	Austin Peay.....	L	3-5
2/26	Austin Peay.....	W	9-7
2/29	at USC Upstate.....	L	1-4
3/2	vs. Southern Illinois ¹	L	4-5
3/3	vs. Penn ¹ (11) W		4-3
3/4	at No. 19 Stetson ¹	L	0-5
3/7	No. 9 Georgia Tech.....	W	5-4
3/9	Kennesaw State..... (10) L		5-11
3/10	at Kennesaw State.....	L	4-5
3/11	at Kennesaw State.....	L	6-7
3/13	Monmouth.....	L	3-8
3/14	at Mercer.....	L	0-11
3/16	Northeastern*.....	W	13-12
3/17	Northeastern*.....	W	9-8
3/18	Northeastern*.....	L	4-13
3/20	at Alabama State.....	L	9-14
3/23	James Madison*.....	W	9-8
3/24	James Madison*.....	W	4-2
3/25	James Madison*.....	L	13-15
3/28	Savannah State.....	W	15-3
3/30	at George Mason*.....	L	3-6
3/31	at George Mason*.....	W	8-3
4/1	at George Mason*.....	L	1-3
4/4	Alabama State.....	W	9-4
4/6	at Hofstra*..... (11) L		3-4
4/7	at Hofstra*.....	L	2-6
4/8	at Hofstra*.....	L	3-5
4/11	Mercer.....	L	5-12
4/13	William & Mary*.....	W	7-6
4/14	William & Mary*.....	W	1-0
4/15	William & Mary*.....	L	5-6
4/17	at Georgia Tech.....	L	4-8
4/20	at Towson*.....	W	8-5
4/20	at Towson*.....	L	1-11
4/21	at Towson*.....	W	14-5
4/27	UNC Wilmington*.....	L	0-15
4/28	UNC Wilmington*.....	L	3-7
4/29	UNC Wilmington*.....	W	8-7
5/2	USC Upstate.....	L	3-15
5/4	at VCU*.....	L	3-4
5/5	at VCU*.....	W	12-3
5/6	at VCU*.....	L	4-6
5/8	at UNC Asheville.....	W	13-8
5/11	Delaware*.....	W	4-3
5/12	Delaware*.....	L	1-4
5/12	Delaware*.....	L	6-11
5/17	at Old Dominion*.....	L	1-8
5/18	at Old Dominion*.....	W	8-6
5/19	at Old Dominion*..... (12) W		8-4

* CAA Game; 1-Bright House Invitational, DeLand, Fla.

2013

Overall 35-21 • 14-13 CAA (5th)

Coach: Greg Frady

2/15	Butler	W	12-7
2/16	Butler	W	17-9
2/17	Butler	L	8-10
2/19	at No. 20 Georgia Tech	L	5-16
2/21	Alabama A&M	W	20-0
2/22	Grambling	W	8-7
2/23	Grambling	L	4-9
2/24	Grambling	L	7-17
2/26	Georgia	W	10-7
3/1	vs. Boston College ¹	W	5-4
3/2	vs. Boston College ¹	L	0-2
3/3	vs. Boston College ¹	W	7-6
3/5	UNC Asheville	W	12-3
3/6	UNC Asheville	W	13-5
3/8	George Mason*	L	13-14
3/9	George Mason*	W	12-3
3/10	George Mason*	W	8-7
3/15	Old Dominion*	W	13-8
3/16	Old Dominion*	W	12-10
3/17	Old Dominion*	W	7-4
3/19	Mercer(11)	L	4-9
3/20	at Mercer	W	13-7
3/22	at UNCW*	L	0-9
3/22	at UNCW*	L	1-12
3/23	at UNCW*	L	11-12
3/27	Alabama State	W	14-1
3/29	at Delaware*	L	2-7
3/30	at Delaware*(10)	L	7-8
3/30	at Delaware*	L	2-4
4/5	Fordham	W	12-9
4/6	Fordham	W	9-3
4/6	Fordham(7)	W	5-3
4/7	Fordham	W	5-2
4/9	Kennesaw State	W	12-5
4/12	at New Orleans(12)	W	4-3
4/13	at New Orleans	W	5-4
4/13	at New Orleans(11)	W	6-5
4/14	at New Orleans	L	2-3
4/16	at Kennesaw State(10)	W	3-2
4/20	at James Madison*	W	14-12
4/20	at James Madison*(10)	L	8-9
4/21	at James Madison*	L	5-8
4/23	Savannah State	W	11-2
4/26	at Northeastern*(13)	L	5-6
4/27	at Northeastern*	W	6-0
4/28	at Northeastern*	W	2-1
5/3	Towson*	W	12-11
5/3	Towson*	W	6-4
5/5	Towson*	W	8-3
5/8	Kennesaw State	L	5-6
5/10	Hofstra*	W	10-3
5/11	Hofstra*	L	9-12
5/12	Hofstra*	W	6-3
5/16	at William & Mary*	L	3-15
5/17	at William & Mary*	W	12-4
5/17	at William & Mary*	L	0-14

* CAA Game; 1-Al Lang Field, St. Petersburg, Fla.



JAMES CLEMENTS



TRAE SWEETING



RYAN BLANTON

2014

Overall 25-31 • 11-19 Sun Belt (T-8th)

Coach: Greg Frady

2/14	Illinois(10)	W	5-4
2/15	Illinois	L	13-19
2/16	Illinois	W	10-6
2/18	at Savannah State	W	7-6
2/21	at Mississippi	²⁶ NCBWA/27 CB	L	0-3
2/22	at Mississippi	²⁶ NCBWA/27 CB	L	1-9
2/23	at Mississippi	²⁶ NCBWA/27 CB	W	6-4
2/26	at Georgia	W	3-2
2/28	Northern Kentucky(11)	L	5-6
3/1	Northern Kentucky	L	3-4
3/2	Northern Kentucky	W	13-2
3/4	at Kennesaw State	L	0-3
3/7	Xavier	L	1-16
3/8	Xavier	L	10-11
3/9	Xavier(10)	W	7-6
3/11	Siena	W	15-9
3/12	Siena	W	19-5
3/14	Western Kentucky *	W	6-5
3/15	Western Kentucky *	L	3-4
3/15	Western Kentucky *(10)	L	5-6
3/19	Georgia Tech	L	4-9
3/21	at UL Lafayette*	^{5BA/6CB/8NCBW/8USA}	L	3-8
3/22	at UL Lafayette*	^{5BA/6CB/8NCBW/8USA}	L	6-14
3/23	at UL Lafayette*	^{5BA/6CB/8NCBW/8USA}	L	3-5
3/25	Alabama A&M	W	19-3
3/26	Alabama A&M	W	19-6
3/28	Troy *	W	8-6
3/29	Troy *	W	6-3
3/30	Troy *	L	9-13
4/2	at Georgia Tech	L	3-7
4/4	at UALR *	L	7-14
4/5	at UALR *	W	3-2
4/6	at UALR *	L	2-9
4/9	Mercer	W	8-7
4/11	UT Arlington *	W	11-10
4/12	UT Arlington *	L	3-6
4/13	UT Arlington *	L	4-6
4/18	at Texas State *	L	1-8
4/19	at Texas State *	L	2-4
4/20	at Texas State *	L	1-4
4/22	Oglethorpe	W	18-2
4/23	Savannah State	W	12-6
4/25	Arkansas State *	W	5-1
4/26	Arkansas State *(10)	W	7-6
4/27	Arkansas State *	L	6-10
5/2	South Alabama *	L	1-8
5/3	South Alabama *	W	7-4
5/4	South Alabama *	W	15-10
5/7	Kennesaw State	L	6-11
5/9	at UL Monroe *	W	6-5
5/10	at UL Monroe *	L	6-10
5/11	at UL Monroe *(7)	L	1-11
5/13	at Mercer	L	5-6
5/15	at Western Kentucky *	L	1-10
5/16	at Western Kentucky *	L	1-2
5/17	at Western Kentucky *	W	5-4

* Sun Belt Conference game

GEORGIA STATE HEAD COACHES


Herbert "Stoney" Burgess, 1956-60	23-24
Archie Crenshaw, 1964-67	6-29
Ron Kennett, 1969-72	16-75
Jack Humphrey, 1978-80	46-37
Jim Dorsey, 1980-82	32-71
Gary Nave, 1982-86	70-122-1
Kurt Seibert, 1992-93	12-55
Mike Hurst, 1993-2006	293-432
Greg Frady, 2007-Present	253-204-1

GEORGIA STATE'S RETIRED JERSEY

30

HEAD COACH MIKE HURST

293 WINS



Year	Overall W-L- T	Conference W-L- T	Conf. Finish	Conf. Tourn	Conference	Head Coach
1965	1- 6					Archie Crenshaw
1966	1- 8					Archie Crenshaw
1967	4-13					Archie Crenshaw
1970	6-17					Ron Kennett
1971	6-26					Ron Kennett
1972	4-31					Ron Kennett
1979	16-12			3-2/5th	Sun Belt	Jack Humphrey
1980	30-25			3-2/3rd	Sun Belt	Jack Humphrey
1981	17-33	5- 7	3rd/North		Sun Belt	Jim Dorsey
1982	17-38					Jim Dorsey
1983	12-34					Gary Nave
1984	22-31-1	5-11	3rd/East		TAAC	Gary Nave
1985	17-28	5-12	4th/East		TAAC	Gary Nave
1986	23-29	8-10	3rd/East		TAAC	Gary Nave
1992	2-30					Kurt Seibert
1993	12-35	7-14	4th/West		TAAC	Kurt Seibert/Mike Hurst
1994	12-42	6-18	5th/West		TAAC	Mike Hurst
1995	20-33	11-17	7th		TAAC	Mike Hurst
1996	21-32	12- 6	1st/East	0-2 (play-in)	TAAC	Mike Hurst
1997	23-30	23-30	2nd/East	0-2 (play-in)	TAAC	Mike Hurst
1998	23-29	11- 7	1st/East	0-2 (play-in)	TAAC	Mike Hurst
1999	23-33	13-17	T7th		TAAC	Mike Hurst
2000	31-28	14-13	5th	2-2/3rd	TAAC	Mike Hurst
2001	20-35	8-19	9th		TAAC	Mike Hurst
2002	24-32	13-17	T6th		A-Sun	Mike Hurst
2003	25-29	16-17	T7th		A-Sun	Mike Hurst
2004	18-36	11-19	9th		A-Sun	Mike Hurst
2005	25-32	15-15	6th	0-2	A-Sun	Mike Hurst
2006	26-31	13-17	6th	1-2	CAA	Mike Hurst
2007	26-32	15-15	6th	0-2	CAA	Greg Frady
2008	33-23	12-17	7th		CAA	Greg Frady
2009	39-22	12- 9	2nd	4-0/1st	CAA	Greg Frady
2010	34-23-1	17- 6-1	2nd	0-2	CAA	Greg Frady
2011	37-21	17-13	4th	0-2	CAA	Greg Frady
2012	24-31	14-16	7th		CAA	Greg Frady
2013	35-21	14-13	5th		CAA	Greg Frady
2014	25-31	11-19	T8th		Sun Belt	Greg Frady




SERIES RECORDS


Opponent	Record	First Meeting	Last Meeting	Streak
Air Force	3-1	2010	2010, L 7-6	L1
Alabama	0-7	1992	2007, L 3-9	L7
UAB	2-10	1980	2006, L 8-9	L2
Alabama A&M	5-0	2008	2014, W 19-6	W5
Alabama State	19-1	1998	2013, W 14-1	W2
Albany	2-1	2006	2006, W 8-1	W2
Albany State	1-0	2003	2003, W 19-6	W1
Appalachian State	4-2	1979	1984, W 13-8	W1
Arkansas State	2-1	2014	2014, L 6-10	L1
Atlanta Christian	1-0	2009	2009, W 14-9	W1
Armstrong Atlantic	0-2	1984	1994, L 5-14	L2
Auburn	1-13	1979	2010, L 7-22	L9
Augusta State	1-4	1982	2009, W 10-5	W1
Aurora	1-1	1985	1986, L 5-8	L1
Austin Peay State	4-6	1982	2012, W 9-7	W1
Ball State	1-2	1985	1985, W 8-1	W1
Belmont	9-10	1998	2005, L 2-3	L1
Bethune Cookman	1-0	2009	2009, W 8-6	W1
Berry (Ga.)	1-5	1966	1992, L 1-12	L3
Birmingham-Southern	1-6	1984	2002, L 3-4	L5
Boston College	2-1	2013	2013, W 7-6	W1
Butler	1-2	2013	2013, L 8-10	L1
Campbell	30-13	1995	2005, W 13-12	W1
Centenary	8-12	1993	2010, L 13-17	L1
UCF	5-20	1995	2005, L 5-11	L1
Central Wesleyan	1-0	1995	1995, W 12-7	W1
College of Charleston	12-15	1995	2006, L 2-15	L4
Charleston Southern	0-3	1982	1982, L 1-2	L3
Charlotte	13-10	1979	1997, W 11-2	W2
Chattanooga	3-5	1970	1982, W 9-0	W2
The Citadel	0-3	1982	1994, L 4-8	L3
Clark Atlanta	1-0	2007	2007, W 13-1	W1
Cleveland State	3-1	2009	2009, W 14-12	W2
Columbus State	3-6	1970	1984, L 9-14	L1
Cornell	3-0	1998	1998, W 10-7	W3
DeKalb	0-2	1971	1971, L 7-8	L2
Delaware	9-12	2006	2013, L 2-4	L5
DeVry Tech	2-0	1984	1984, W 13-3	W2
Drexel	2-1	2002	2002, L 5-7	L1
ETSU	0-2	1981	1981, L 9-18	L2
Eastern Kentucky	0-8	1981	1999, L 8-12	L8
Eastern Michigan	2-0	2009	2009, W 12-6	W2
Elmhurst	0-2	1970	1971, L 5-7	L2
Elon	0-1	2009	2009, L 3-4	L1
Emmanuel	1-0	1995	1995, W 8-3	W1
Emory	2-0	1995	1996, W 9-6	W2
Erksine	0-4	1966	1967, L 7-9	L4
Evansville	2-3	1983	1985, W 2-0	W1
Florida	0-5	1994	1996, L 4-19	L5
Florida A&M	10-4	1981	2011, W 16-0	W5
Florida Atlantic	6-23	1995	2005, L 1-11	L4
Florida International	4-14	1986	1996, L 3-8	L3
Florida Southern	0-1	1966	1966, L 1-12	L1
Florida State	2-28	1981	2010, L 2-12	L9
Fordham	4-0	2013	2013, W 5-2	W4

Opponent	Record	First Meeting	Last Meeting	Streak
Furman	15-16	1971	2007, L 4-6	L1
Gardner-Webb	8-6	2001	2005, W 8-6	W1
George Mason	13-10	2006	2013, W 8-7	W2
Georgia	8-37	1971	2014, W 3-2	W2
Georgia College	6-7	1970	1999, L 4-9	L1
Georgia Southern	17-58	1980	2007, L 9-13	L3
Georgia Southwestern	2-0	1984	1984, W 15-10	W2
Georgia Tech	10-59	1971	2014, L 3-7	L4
Grambling	1-2	2013	2013, L 7-17	L2
Grinnell	1-0	1970	1970, W 6-0	W1
Harvard	1-0	2011	2011, W 9-3	W1
Hillsdale	1-0	1985	1985, W 4-1	W1
Hofstra	13-8	2006	2013, W 6-3	W1
Hope	2-1	1985	1986, L 12-13	L1
Howard	4-2	1980	2000, W 15-8	W4
Huntingdon	0-1	1984	1984, L 11-7	L1
IPFW	4-0	2008	2008, W 5-4	W4
Illinois	2-1	2014	2014, W 10-6	W1
Illinois-Chicago	3-0	2000	2000, W 5-3	W3
Illinois State	0-4	1983	1983, L 0-4	L4
Indiana State	1-2	2007	2007, W 3-2	W1
Iowa	1-1	2011	2011, L 2-3	L1
Jackson State	4-0	2008	2008, W 18-9	W4
Jacksonville	14-19	1970	2005, W 6-4	W1
Jacksonville State	9-16	1981	2008, W 4-3	W1
James Madison	7-19	1980	2013, L 5-8	L2
Kennesaw State	8-13	1984	2014, L 6-11	L2
Kentucky	0-3	1971	1993, L 3-18	L3
LaGrange	4-1	1984	1986, L 1-6	L1
Lipscomb	5-1	2004	2005, W 7-3	W1
UL Lafayette	0-3	2014	2014, L 3-5	L3
UL Monroe	1-2	2014	2014, L 1-11	L2
Louisville	1-0	1971	1971, W 3-2	W1
Maine	1-0	2003	2003, W 4-3	W1
Mercer	44-67	1967	2014, L 5-6	L1
Mercer-Atlanta	12-2	1971	1984, W 9-3	W11
Miami (Fla.)	0-3	1993	1993, L 1-19	L3
Miami (Ohio)	2-4	2002	2003, L 2-5	L1
Michigan State	1-0	2009	2009, W 2-0	W1
Middle Tennessee	1-4	1996	1997, L 6-7	L4
Mississippi	1-2	2014	2014, W 6-4	W1
Mississippi State	0-4	1972	2011, L 3-7	L4
Mississippi Valley State	7-1	2005	2007, W 3	W3
Monmouth	0-1	2012	2012, L 3-8	L1
Morris Brown	2-0	2002	2003, W 16-4	W2
Murray State	3-0	2011	2011, W 14-10	W3
New Mexico State	4-2	2010	2010, W 30-24	W1
New Orleans	3-1	2013	2013, L 2-3	L1
New York Tech	0-1	1995	1995, L 4-15	L1
UNC Asheville	11-4	1996	2013, W 13-5	W7
N.C. Central	7-0	2008	2010, W 33-5	W7
Northeastern	16-9	2006	2013, W 2-1	W2
Northern Illinois	0-1	1993	1993, L 5-7	L1
Northern Kentucky	1-2	2014	2014, W 13-2	W1
Northwestern	1-2	1985	1985, L 2-17	L1

Opponent	Record	First Meeting	Last Meeting	Streak
Oakland	3-1	1995	2001, W 13-4	W3
Old Dominion	14-13	2006	2013, W 7-4	W5
Oglethorpe	9-13	1966	2014, W 18-2	W4
Penn	1-0	2012	2012, W 4-3	W3
Presbyterian	4-2	1995	2008 W 7-1	W3
Reinhardt	0-1	2005	2005, L 1-3	L1
Rollins	1-2	1966	1992, W 9-7	W1
Rose-Hulman Tech	4-0	1985	1986, W 6-5	W4
Saginaw Valley State	0-2	1985	1985, L 12-17	L2
Saint Louis	2-0	1995	1995, W 6-3	W2
Samford	30-34	1984	2009, W 9-3	W1
Savannah State	11-1	1982	2014, W 12-6	W8
Shorter	12-5	1980	1986, W 4-1	W6
Siena	2-0	2014	2014, W19-5	W2
South Alabama	3-11	1979	2014, W 15-10	W2
South Carolina	4-5	1979	2009, L 0-2	L3
USC Aiken	2-0	1993	1994, W 5-4	W2
USC Upstate	0-4	2010	2012, L 3-15	L4
Southeastern Louisiana	4-15	1993	2007, L 4-12	L2
Southern	2-3	1980	1984, L 11-12	L1
Southern Illinois	0-1	2012	2012, L 4-5	L1
Southern Indiana	2-1	1986	1986, W 5-2	W2
Southern Miss	1-1	2000	2000, L 8-14	L1
Southern Poly	2-13	1971	1998, L 5-12	L6
South Florida (USF)	1-2	1979	1980, L 2-8	L1
Stetson	11-20	1979	2012, L 0-5	L2
Stonehill	1-0	1986	1986, W 1-0	W1
Tennessee	1-16	1980	2004, L 2-3	L7
Tennessee Martin	1-1	2009	2009, L 7-8	L1
Tennessee Tech	12-12	1982	2009, L 4-6	L1
Tennessee Wesleyan	1-0	1999	1999, W 16-3	W1
UT Arlington	1-2	2014	2014, L 4-6	L2
Texas Southern	3-0	2011	2011, W 5-1	W3
Texas State	0-3	2014	2014, L 1-4	L3
Towson	15-9	2006	2013, W 8-3	W4
Troy	9-25	1984	2014, L 9-13	L1
Tulane	0-6	1995	2001, L 10-11	L6
UALR	1-2	2014	2014, L 2-9	L1
UNCW	7-17	2006	2013, L 11-12	L3
Union	2-1	1986	1986, W 10-8	W1
Valdosta State	2-2	1982	1984, W 13-10	W1
Vanderbilt	1-1	1967	1967, W 8-5	W1
VCU	19-11-1	1980	2012, L 4-6	L1
Virginia Tech	3-1	1980	1983, L 0-6	L1
West Alabama	1-0	1996	1996, W 15-1	W1
West Georgia	4-11-1	1966	1992, L 12-15	L2
Western Carolina	6-8	1980	2005, L 7-12	L2
Western Illinois	6-2	2012	2012, W 9-4	W3
Western Kentucky	3-7	1983	2014, W 5-4	W1
William & Mary	15-9	1967	2013, L 0-14	L1
William Jewel	2-0	1980	1980, W 6-5	W2
Wisconsin-LaCrosse	1-0	1997	1997, W 17-6	W1
Wisconsin-Milwaukee	0-1	1992	1992, L 2-7	L1
Wofford	7-3	1996	2006, W 11-8	W2
Xavier	1-4	2009	2014, W 7-6	W1



GEORGIA STATE defeated nationally-ranked Georgia Tech teams four of the last eight seasons. In 2013, the Panthers knocked off Georgia at home behind Chris Triplett's go-ahead homer (below), and the followed with win at Georgia in 2014.





#OWNTHEPLATE



2015 PRODUCTS

PERFORM AT THE TOP WITH
OUR 2015 LINEUP



PRO FLARE



HELMET

CHEST PROTECTOR

SHIN GUARDS